InfoReady Application Tip Sheet

- *From the home screen, click on the title of the RSCA grant application*



- *One the next page click on the Apply button*

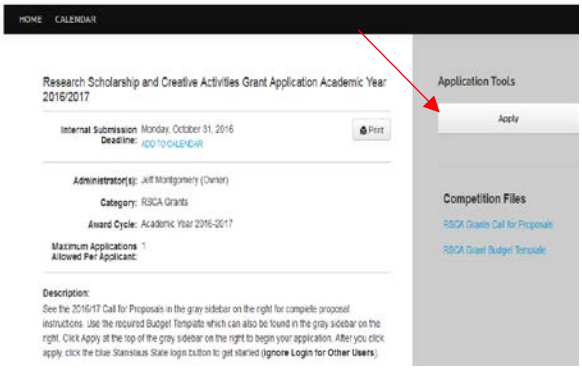

- *You will be redirected to another page asking for your CSU Stanislaus Credentials*

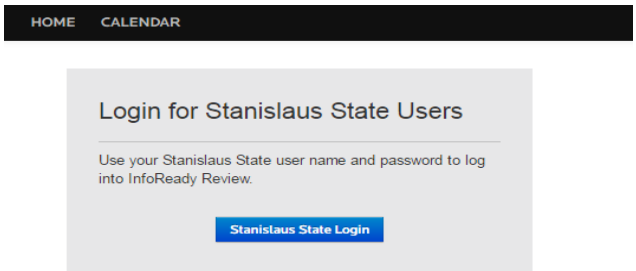

- *You will then be taken to the application form. Questions will be answered through entering information in a textbox, choosing from a drop down list, selecting dates from a calendar, and uploading a file.*

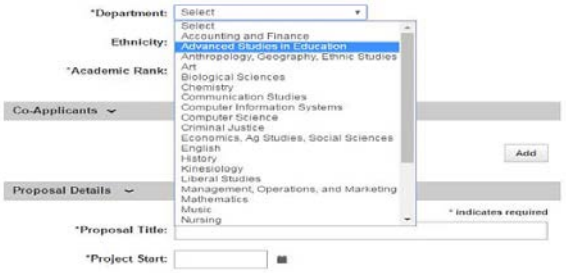

- *The budget template must be merged with your proposal and attached as a pdf. The budget template and call for proposals can be found under Competition Files on the right sidebar*

- *Use the "Upload Files" section to upload your final pdf.*

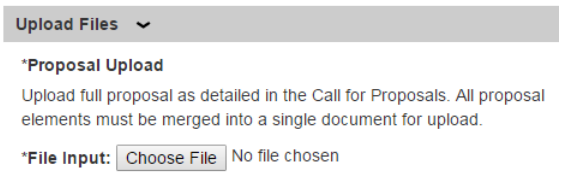

- *Before submitting your application, you must click on the acknowledgement box*

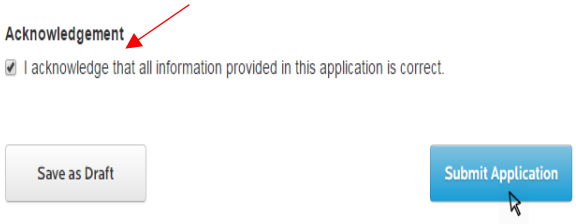

Remember to follow all instructions in the Call for Proposal. Incomplete applications will not be reviewed.

If you have questions regarding submitting through InfoReady, please contact us at orsp@csustan.edu or 667-3493.