

ATI Annual Report 14-15 Systemwide Executive Summary

Introduction

The data collected from the ATI Annual Reports AY14-15 has been aggregated into this system-wide executive summary intended to give you an overview of system-wide ATI implementation. This report provides:

- The reported median* status level** (as defined by the Status Level Criteria – see Appendix A for descriptions) for each goal in each of the three reporting areas – Instructional Materials, Procurement, and Web – with a comparison to last year’s medians across all 23 campuses.
- Areas where improvements have been made over last year (indicated by a plus (+) sign).
- Areas where medians this year are lower than last year (indicated by a minus (–) sign).

* The median of a data set is the “value” that separates the top half of the data from the bottom half after the data has been sorted (from highest to lowest or vice versa). From a positional standpoint, in a list of responses ordered from 1 to 23 (one per campus), the response in position 12 represents the median.

** See Appendix A for a description of the Status Level Criteria.

Summary of Changes Made to Success Indicators for AY14-15 by Priority Area

The table below indicates the nature and number of changes made to the Success Indicators for AY 14-15 by priority area.

	Instructional Materials	Procurement	Web
Old Total	40	33	69
Revised	8	13	1
Added	25	4	3
Removed	16	4	0
New Total	49	33	72

Summary of Status Level Changes of Success Indicators

In July 2015, CSU Systemwide Audit and Business Services Department completed an internal audit on 6 CSU campuses of the systemwide Accessible Technology Initiative and made a number of recommendations. The recommendations included:

- Improving training, integrity, and clarity in the criteria for evaluating the capabilities of the campus on the ATI success indicators

CSU campuses maintained or improved their support for local ATI services in 2014-15 and the Systemwide ATI department implemented the improvements in training, integrity, and clarity in supporting campuses applying the criteria for evaluating ATI capabilities. Improving the fidelity and integrity of the evaluation process resulted in campuses more accurately identifying their actual capabilities in ATI. As you will see in the report, this resulted in some overall assessments of capabilities showing a decrease even though support and ATI programs did not decrease; In 2014-15, we have a more valid and reliable assessment of the CSU ATI capabilities

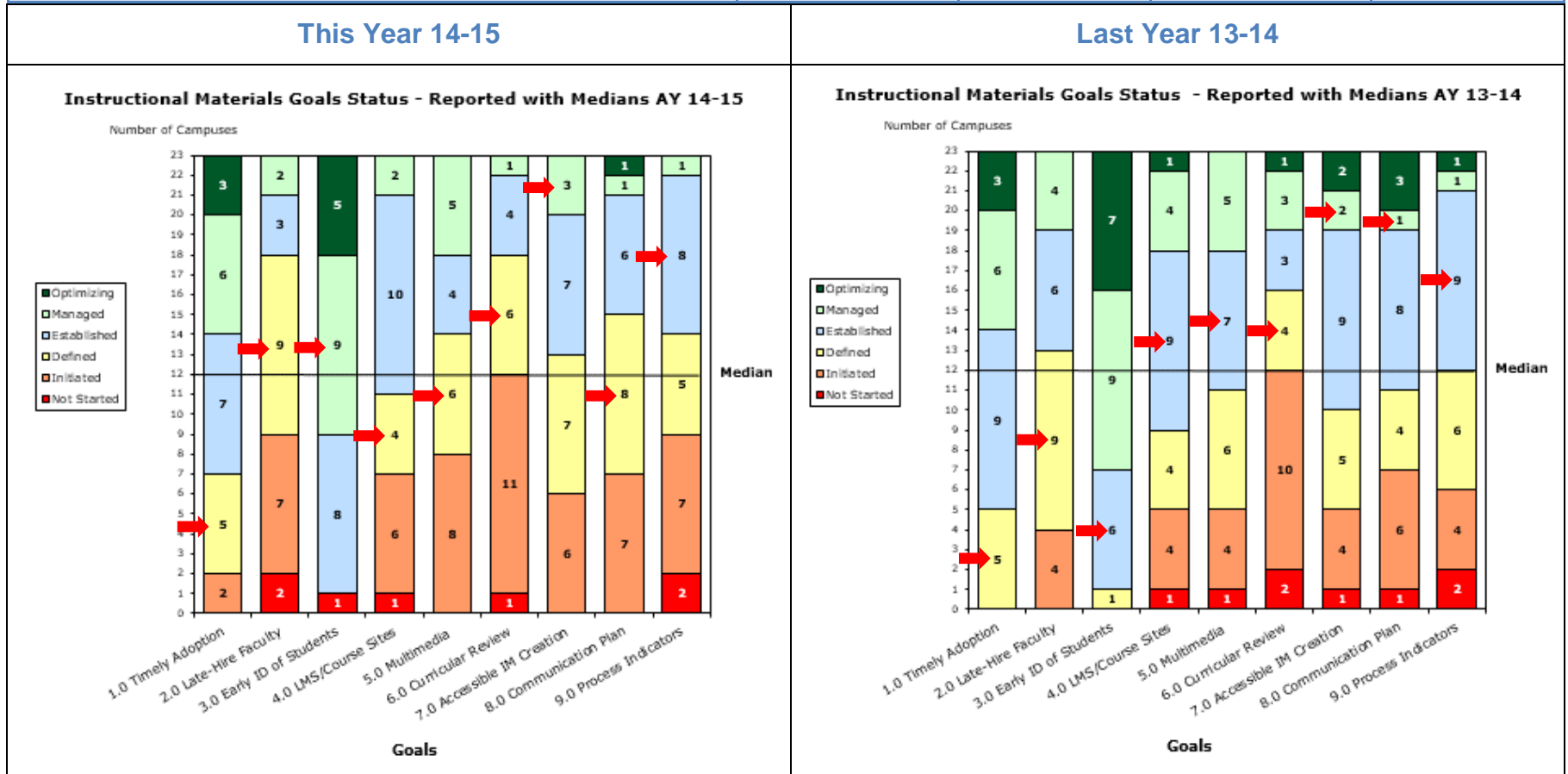
Goals and Medians for ATI Priority Areas Compared to Last Year

Instructional Materials

Detailed Instructional Materials Goals with Medians Compared to Last Year

Goal	Median This Year (14-15)	Stanislaus State (14-15)	Median Last Year (13-14)	Stanislaus State (13-14)
1.0 Timely Adoption: The campus has implemented a comprehensive plan to ensure the timely adoption of textbooks and other instructional materials.	Established	Defined	Established	Defined
2.0 Identification of IM for Late-Hire Faculty: The campus has implemented a comprehensive plan to ensure that textbooks have been identified for courses with late-hire faculty.	Defined	Defined	Defined	Defined
3.0 Early Identification of Students with Disabilities: The campus has implemented a comprehensive plan to ensure that students with disabilities are identified and able to request alternate media materials in a timely manner.	Managed	Managed	Managed	Established
4.0 Faculty Use of LMS (or non-LMS) Course Websites: The campus has implemented policies and procedures to promote the posting of all required curricular and instructional resources (including print-based and multimedia materials) in a central, accessible electronic location.	Established	Defined	Established	Established
5.0 Accessibility Requirements for Multimedia: The campus has implemented policies and procedures to ensure that accessibility requirements have been incorporated into the adoption process for all multimedia-based instructional resources.	Defined ⁻	Defined	Established	Established
6.0 Accessibility Requirements for Curricular Review and Approval: The campus has implemented policies and procedures to ensure that accessibility requirements have been incorporated into the curricular review process.	Initiated	Defined	Initiated	Defined
7.0 Supporting Faculty Creation of Accessible IM: The campus has implemented policies and procedures to support faculty in selecting, authoring, and delivering accessible instructional materials.	Defined ⁻	Managed	Established	Managed
8.0 Communication Process and Training Plan: The campus has implemented a broad-based ATI awareness campaign, supported by	Defined ⁻	Defined	Established	Managed

Goal	Median This Year (14-15)	Stanislaus State (14-15)	Median Last Year (13-14)	Stanislaus State (13-14)
a comprehensive training infrastructure to increase technological accessibility across the campus.				
9.0 Process Indicators: The campus IMAP committee has sufficient breadth, resources, and authority to effectively implement a comprehensive IMAP initiative.	Defined	Established	Defined	Established



Number of Campuses at each Instructional Materials Goal Status Level This Year AY 14-15

Goal Status \ Goal	1.0 Timely Adoption	2.0 Late-Hire Faculty	3.0 Early ID of Students	4.0 LMS/Course Sites	5.0 Multimedia	6.0 Curricular Review	7.0 Accessible IM Creation	8.0 Communication Plan	9.0 Process Indicators
Optimizing	3	0	5	0	0	0	0	1	0
Managed	6	2	➔ 9	2	5	1	➔ 3	1	1
Established	7	3	8	10	4	4	7	6	➔ 8
Defined	➔ 5	➔ 9	0	➔ 4	➔ 6	➔ 6	7	➔ 8	5
Initiated	2	7	0	6	8	11	6	7	7
Not Started	0	2	1	1	0	1	0	0	2
Totals	23	23	23	23	23	23	23	23	23

Number of Campuses at each Instructional Materials Goal Status Level Last Year 13-14

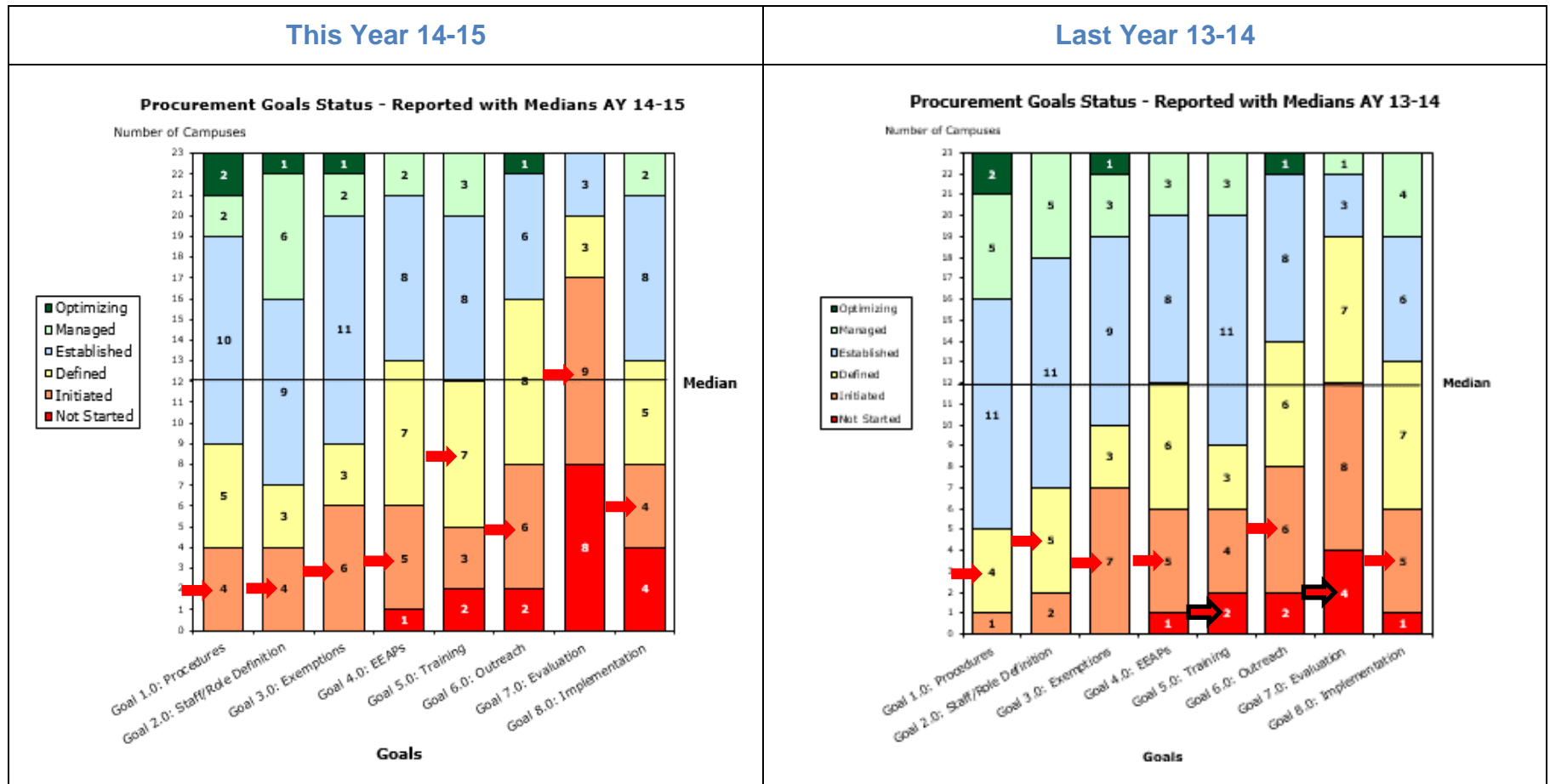
Goal Status \ Goal	1.0 Timely Adoption	2.0 Late-Hire Faculty	3.0 Early ID of Students	4.0 LMS/Course Sites	5.0 Multimedia	6.0 Curricular Review	7.0 Accessible IM Creation	8.0 Communication Plan	9.0 Process Indicators
Optimizing	3	0	7	1	0	1	2	3	1
Managed	6	4	9	4	5	3	➔ 2	➔ 1	1
Established	9	6	➔ 6	➔ 9	➔ 7	3	9	8	➔ 9
Defined	➔ 5	➔ 9	1	4	6	➔ 4	5	4	6
Initiated	0	4	0	4	4	10	4	6	4
Not Started	0	0	0	1	1	2	1	1	2
Totals	23	23	23	23	23	23	23	23	23

Procurement

Detailed Procurement Goals with Medians Compared to Last Year

Goal	Median This Year (14-15)	Stanislaus State (14-15)	Median Last Year (13-14)	Stanislaus State (13-14)
1.0 Procurement Procedures: An ATI Electronic and Information Technology (E&IT) Procurement Plan, documents, forms, and other materials to support 508 procurements at the campus are created and published.	Established	Initiated	Established	Defined
2.0 Staffing or role definition: ATI procurement team is fully staffed with clearly defined roles for processing E&IT procurements.	Established	Initiated	Established	Defined
3.0 Exemptions Process: A well-documented process has been established and is used for exemptions to E&IT procurements.	Established	Initiated	Established	Initiated
4.0 Equally Effective Access Plans: Equally Effective Access Plans are created for E&IT products that are not fully 508 compliant.	Defined	Initiated	Defined	Initiated
5.0 Training: All parties involved in E&IT procurement have been trained, and a continual training program is in place.	Defined	Defined	Established	Not Started
6.0 Outreach (Communications): All individuals on campus involved in the purchasing of goods are knowledgeable about Section 508 in the context of E&IT procurement.	Defined	Initiated	Defined	Initiated
7.0 Evaluation & Monitoring: Campus has established a continual evaluation process with standard forms and procedures. Feedback from the process along with direction is provided to training, outreach, and other groups involved in E&IT procurements.	Initiated	Initiated	Initiated	Not Started
8.0 Experience/Implementation: Campuses have sufficient experience and expertise in completing E&IT procurements.	Defined	Initiated	Defined	Initiated

Reported Procurement Goals Status with Medians and Compared to Last Year



Number of Campuses at each Procurement Goal Status Level This Year AY14-15

Goal Status \	1.0: Procedures	2.0: Staff/Role Definition	3.0: Exemptions	4.0: EEAPs	5.0: Training	6.0: Outreach	7.0: Evaluation	8.0: Implementation
Optimizing	2	1	1	0	0	1	0	0
Managed	2	6	2	2	3	0	0	2
Established	10	9	11	8	8	6	3	8
Defined	5	3	3	7	→ 7	8	3	5
Initiated	→ 4	→ 4	→ 6	→ 5	3	→ 6	→ 9	→ 4
Not Started	0	0	0	1	2	2	8	4
Totals	23	23	23	23	23	23	23	23

Number of Campuses at each Procurement Goal Status Level Last Year AY 13-14

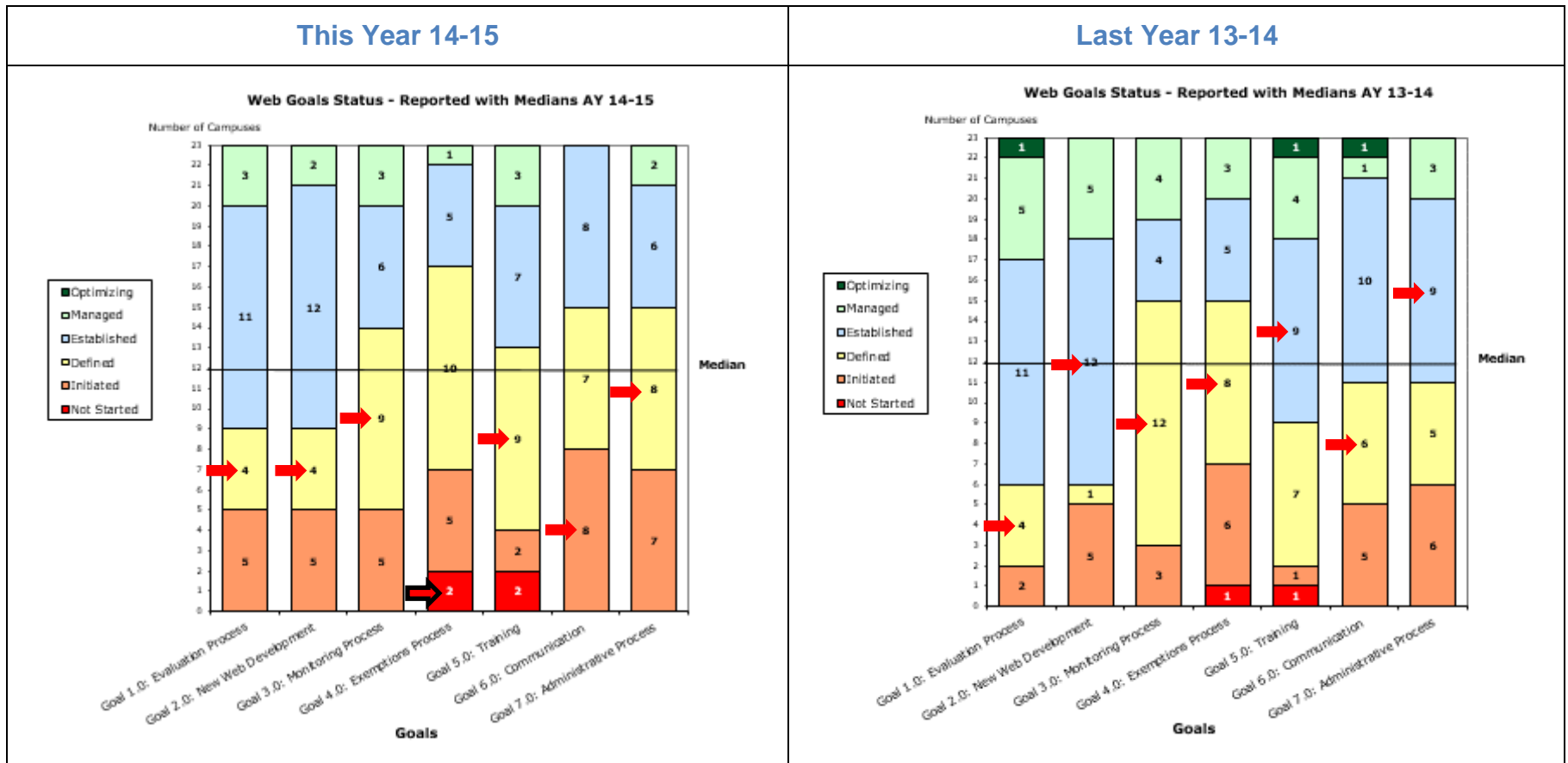
Goal Status \	1.0: Procedures	2.0: Staff/Role Definition	3.0: Exemptions	4.0: EEAPs	5.0: Training	6.0: Outreach	7.0: Evaluation	8.0: Implementation
Optimizing	2	0	1	0	0	1	0	0
Managed	5	5	3	3	3	0	1	4
Established	11	11	9	8	11	8	3	6
Defined	→ 4	→ 5	3	6	3	6	7	7
Initiated	1	2	→ 7	→ 5	4	→ 6	8	→ 5
Not Started	0	0	0	1	→ 2	2	→ 4	1
Totals	23	23	23	23	23	23	23	23

Web

Detailed Web Goals with Medians Compared to Last Year

Goal	Median This Year (14-15)	Stanislaus State (14-15)	Median Last Year (13-14)	Stanislaus State (13-14)
1.0 Evaluation Process: Identify and repair or replace inaccessible websites, web applications, and digital content.	Established	Defined	Established	Defined
2.0 New Web Development: New website/web application and digital content development complies with all Section 508 accessibility guidelines.	Established	Defined	Established	Established
3.0 Monitoring Process: Updating and maintenance of websites/web applications and digital content comply with Section 508 Accessibility Standards.	Defined	Defined	Defined	Defined
4.0 Exemptions Process: Documented non-compliant websites, web applications and digital content must be delivered in an equally effective alternate format and granted an exemption.	Defined	Not Started	Defined	Defined
5.0 Training Process: Professional development training has incorporated Section 508 accessibility guidelines into website and web applications development and digital content preparation.	Defined⁻	Defined	Established	Established
6.0 Communication: In general the campus community is aware of Section 508 guidelines to make web based information available to everyone (students, staff, faculty and the general public) regardless of disability.	Defined⁻	Initiated	Established	Defined
7.0 Administrative Process: Campus governance entities are aware of and kept informed about web accessibility.	Defined⁻	Defined	Established	Established

Reported Web Goals Status with Medians and Compared to Last Year



Number of Campuses at each Web Goal Status Level This Year AY14-15

Goal Status \ Goal	1.0: Evaluation Process	2.0: New Web Development	3.0: Monitoring Process	4.0: Exemptions Process	5.0: Training	6.0: Communication	7.0: Administrative Process
Optimizing	0	0	0	0	0	0	0
Managed	3	2	3	1	3	0	2
Established	11	12	6	5	7	8	6
Defined	→ 4	→ 4	→ 9	10	→ 9	7	→ 8
Initiated	5	5	5	5	2	→ 8	7
Not Started	0	0	0	→ 2	2	0	0
Totals	23	23	23	23	23	23	23

Number of Campuses at each Web Goal Status Level Last Year AY 13-14

Goal Status \ Goal	1.0: Evaluation Process	2.0: New Web Development	3.0: Monitoring Process	4.0: Exemptions Process	5.0: Training	6.0: Communication	7.0: Administrative Process
Optimizing	1	0	0	0	1	1	0
Managed	5	5	4	3	4	1	3
Established	11	→ 12	4	5	→ 9	10	→ 9
Defined	→ 4	1	→ 12	→ 8	7	→ 6	5
Initiated	2	5	3	6	1	5	6
Not Started	0	0	0	1	1	0	0
Totals	23	23	23	23	23	23	23

Appendix A – Description of Status Level Criteria

Status Level	Description for Procedures	Description for Documentation	Description for Resources
Optimizing	The campus has a mature practice. Additional procedures are in place to conduct regular administrative reviews of success indicators to gauge effectiveness and implement improvements.	Documentation is continually revised to reflect the managed practice. Periodic administrative review of documentation is conducted.	Resources have been both identified and allocated. Periodic administrative review of resource allocations is conducted.
Managed	Campus has a mature practice. Additional procedures are in place to track and capture success indicators (milestones and measures of success).	Documentation is complete and fully reflects the standard practice.	Resources have been both identified and allocated.
Established	Campus has a standard practice. Procedures are consistent and formal.	Documentation is complete and fully reflects the standard practice.	Resources have been both identified and allocated.
Defined	Campus has a common practice. Any procedures in place are consistent but informal.	Documentation, if present, is in working draft form.	Resources have been firmly identified but not yet allocated.
Initiated	Campus has an ad hoc or developing practice. Any procedures in place are generally ad hoc.	Documentation is generally absent.	Resources have been tentatively identified but not yet allocated.
Not Started	No action has yet been taken.	No documentation has yet been generated.	No resources have yet been allocated.