



CALIFORNIA STATE UNIVERSITY

---

STANISLAUS

Fact Book  
2005-2006



## *Welcome to California State University, Stanislaus*

Dear Colleagues:

I am pleased to see the publication of the California State University, Stanislaus 2005-2006 Fact Book. The information provided in these pages represents an important collaborative effort drawing upon the time and talents of a wide range of University faculty and personnel.

The data in the Fact Book is intended to provide a comprehensive overview of the progress and many strengths of CSU Stanislaus as it exists at this point in time. However, this snapshot in time only begins to tell the story of the transformation the University is undertaking. What this book cannot chart is the hard work and commitment of so many which has resulted in fundamental changes to our infrastructure and our ways of doing business.

The CSU Stanislaus community has accomplished what some thought insurmountable in the last year. We met the challenges in progressive and innovative ways and with an energy toward building our future. Our work was rewarded in part by being endorsed at the highest level by WASC.

We look forward to further transformations and improvements in the coming years including embracing e-learning opportunities, increasing our outreach efforts and building on our “town and gown” relationship with the community.

The University is in continuing evolution but we remain steadfastly committed to our core principles—providing outstanding educational, cultural and other services to our students and our community. We are about meeting the needs of our constituents and I am happy to report that over the past year we have done so in wonderful and innovative ways. I look forward with exhilaration to the next year of challenges.

Regards,

Hamid Shirvani  
President



# TABLE OF CONTENTS

<b>Welcome to California State University, Stanislaus .....</b>	<b>3</b>
<b>Table of Contents .....</b>	<b>5</b>
<b>University Profile .....</b>	<b>9</b>
University Officers .....	10
Chancellor’s Office Cabinet.....	11
Appointed Trustees.....	11
Mission.....	13
Vision.....	13
Core Values .....	13
History .....	14
Accreditation.....	14
Academic Programs .....	15
Faculty .....	15
Students .....	15
Student Life .....	15
Service Learning .....	16
Athletics .....	16
Academic Calendar .....	16
Reputation .....	17
The Library .....	17
Colleges.....	17
The Graduate School.....	19
Academic Programs by College .....	19
Extended Education .....	26
Centers and Institutes .....	26
<b>Trends and Growth.....</b>	<b>29</b>
Undergraduate Headcount Enrollment .....	30
Graduate Headcount Enrollment.....	30
Average High School GPA of First-Time Freshmen .....	31
Average SAT Score of First-Time Freshmen.....	31
Full-Time Faculty Headcount.....	32
<b>First-Time Freshmen .....</b>	<b>33</b>
Applicants, Admits, and Enrollees (Domestic and International) .....	34
Mean SAT and ACT Scores and GPA of First-Time Freshmen .....	34
First-Time Freshmen Headcount by Race/Ethnicity.....	35
<b>Admissions.....</b>	<b>37</b>
Domestic Applicants, Admits, and Enrollees by Level.....	38
International Applicants, Admits, and Enrollees by Level .....	38
<b>Enrollment.....</b>	<b>39</b>
Full-Time Equivalent (FTE) Enrollment.....	40
Total Headcount Enrollment by Level, Gender, and Race/Ethnicity.....	40

# TABLE OF CONTENTS

Total Headcount Enrollment by Level .....	41
Total Headcount Enrollment by Level and Gender .....	41
Full-Time Headcount Enrollment by Level, Gender, and Race/Ethnicity .....	42
Total Enrollment by Race/Ethnicity .....	43
Total Undergraduate Enrollment by Race/Ethnicity .....	43
Total Graduate Enrollment by Race/Ethnicity .....	44
Full-Time Headcount Enrollment by Level .....	44
Part-Time Headcount Enrollment by Level, Gender, and Race/Ethnicity .....	45
Part-Time Headcount Enrollment by Level.....	46
Full-Time Headcount Enrollment by Level, Gender, and Age .....	47
Part-Time Headcount Enrollment by Level, Gender, and Age .....	48
Total Undergraduate Headcount Enrollment by Status .....	49
Total Graduate Headcount Enrollment by Status.....	49
Total Headcount Enrollment by Level, College, and Degree Program .....	50
Total Headcount Enrollment by College.....	51
Total Undergraduate Headcount Enrollment by College .....	52
Total Graduate Headcount Enrollment by College.....	52
<b>Degrees Awarded</b> .....	<b>53</b>
Retention and Graduation Rates .....	54
Degrees Awarded by Level and Gender .....	54
Degrees Awarded by Gender and Race/Ethnicity .....	55
All Degrees Awarded by Race/Ethnicity .....	56
Undergraduate Degrees Awarded by Race/Ethnicity.....	56
Graduate Degrees Awarded by Race/Ethnicity .....	57
Degrees Awarded by Level, College, and Degree Program.....	58
Distribution of All Degrees Awarded by College.....	59
Distribution of Undergraduate Degrees Awarded by College.....	60
Distribution of Graduate Degrees Awarded by College .....	60
Distribution of Degrees Awarded by Level.....	61
Credentials Recommended .....	62
<b>Faculty</b> .....	<b>63</b>
Full-Time Faculty by Gender and Race/Ethnicity.....	64
Full-Time Faculty by Gender .....	64
Full-Time Faculty by Race/Ethnicity.....	65
Part-Time Faculty by Gender and Race/Ethnicity .....	65
Part-Time Faculty by Gender.....	66
Part-Time Faculty by Race/Ethnicity .....	66

# TABLE OF CONTENTS

<b>Staff</b> .....	<b>67</b>
Full-Time Staff by Classification, Gender, and Race/Ethnicity .....	68
Full-Time Staff by Gender .....	69
Full-Time Staff by Race/Ethnicity.....	69
Part-Time Staff by Classification, Gender, and Race/Ethnicity.....	70
Part-Time Staff by Gender.....	71
Part-Time Staff by Race/Ethnicity .....	71
<b>Maps and Contact Information</b> .....	<b>73</b>
Turlock Campus Map .....	74
Stockton Campus Map.....	75
Contact Information .....	76





**A Profile of  
California State University  
Stanislaus**

# UNIVERSITY PROFILE

## *University Officers*

### **Administration**

Dr. Hamid Shirvani, President

Dr. William Covino, Provost

Dr. Diana Demetrulias, Vice Provost

Mr. Tom Gelder, Vice President of University Advancement

Ms. Stacey Morgan-Foster, Vice President of Student Affairs

Ms. Mary Stephens, Vice President of Business and Finance

Dr. Fred Edmondson, Associate Vice President/Dean of Students

Dr. Ted Wendt, Associate Vice President of Faculty Affairs

Mr. Carl Whitman, Associate Vice President of Information Technology

Mr. Robert Gallegos, Assistant Vice President of Facilities

Ms. Becka Paulsen, Assistant Vice President, Financial Services

Mr. Roger Pugh, Assistant Vice President, Enrollment Services

Mr. Carl Bengston, Dean of Library Services

### **Academic Deans**

Dr. Stephen Thomas, Acting Dean, College of the Arts

Dr. Amin Elmallah, Dean, College of Business Administration

Dr. Carl Brown, Interim Dean, College of Education

Dr. Gary Novak, Acting Dean, College of Human and Health Sciences

Dr. Marjorie Jaasma, Acting Dean, College of Humanities and Social Sciences

Dr. Jane Bruner, Acting Dean, College of Natural Sciences

# UNIVERSITY PROFILE

## *Chancellor's Office Cabinet*

Dr. Charles B. Reed, Chancellor

### **Chancellor's Cabinet – Chief Administrative Officers:**

Dr. Gary W. Reichard, Executive Vice Chancellor and Chief Academic Officer

Mr. Richard P. West, Executive Vice Chancellor and Chief Financial Officer

Ms. Jackie McClain, Vice Chancellor, Human Resources

Ms. Christine Helwick, General Counsel

Mr. Larry Mandel, University Auditor

Dr. Keith Boyum, Associate Vice Chancellor, Academic Affairs

Mr. William Dermody, Chief of Staff

Ms. Sandra B. George, Associate Chief of Staff

Mr. Jim Gelb, Assistant Vice Chancellor, Federal Relations

Ms. Karen Yelverton-Zamarripa, Assistant Vice Chancellor, Advocacy and Institutional Relations

Ms. Claudia Keith, Assistant Vice Chancellor, Public Affairs

Vice Chancellor of University Advancement (vacant)

## *Appointed Trustees*

Roberta Achtenberg, Chair

Jeffrey Bleich, Vice Chair

Herbert Carter

Carol Chandler

Moctesuma Esparza

Debra S. Farar

Kenneth Fong

Murray L. Galinson

George Gowgani

Melinda Guzman

William Hauck

Raymond Holdsworth, Jr.

Ricardo F. Icaza

Andrew LaFlamme

Bob Linscheid

Lou Monville

Jennifer Reimer

Craig R. Smith

Glen Toney

Kyriakos Tsakopoulos

# UNIVERSITY PROFILE

## **Ex Officio Trustees:**

Arnold Schwarzenegger, Governor of California

Cruz Bustamante, Lieutenant Governor

Fabian Núñez, Speaker of the Assembly

Jack O'Connell, State Superintendent of Public Instruction

# UNIVERSITY PROFILE

## *Mission*

The faculty, staff, administrators, and students of California State University, Stanislaus are committed to creating a learning environment that encourages all members of the campus community to expand their intellectual, creative, and social horizons. We challenge one another to realize our potential, to appreciate and contribute to the enrichment of our diverse community, and to develop a passion for lifelong learning. To facilitate this mission, we promote academic excellence in the teaching and scholarly activities of our faculty, encourage personalized student learning, foster interactions and partnerships with our surrounding communities, and provide opportunities for the intellectual, cultural, and artistic enrichment of the region.

## *Vision*

CSU Stanislaus strives to become a major center of learning, intellectual pursuit, artistic excellence, and cultural engagement for California's greater Central Valley and beyond. We will serve our diverse student body, communities, and state by creating programs, partnerships, and leaders that respond effectively to an evolving and interconnected world.

## *Core Values*

### **To achieve our mission and vision:**

- We inspire all members of the campus community to demand more of self than we do of others, to attain new knowledge, and challenge assumptions. We challenge one another to be fully engaged, responsible citizens with the ethics, knowledge, skills, and desire to improve self and community.
- We value learning that encompasses lifelong exploration and discovery through intellectual integrity, personal responsibility, and global and self-awareness, grounded in individual student-faculty interactions.
- We are a student-centered community committed to a diverse, caring, learning-focused environment that fosters collegial, reflective, and an open exchange of ideas.
- We, as students, create the collegiate experience through initiative, participation, motivation, and continual growth to meet the demands of self and others.
- We, as faculty, elicit, nurture, and enhance the different voices of our selves, students, and communities through deliberate engagement, continual discovery, and ongoing transformation.
- We, as staff and administrators, contribute to the learning environment by demonstrating the knowledge, skills, and values that serve and support the University's mission.

# UNIVERSITY PROFILE

## *History*

The State Legislature established what was then known as Stanislaus State College in 1957. The first classes opened in September of 1960 at the Stanislaus County Fairgrounds. The college moved to its permanent campus in 1965 and was awarded university status and renamed California State University, Stanislaus in 1985.

The University opened the Stockton Development Center in the State of California Building in 1974 and then relocated to the campus of San Joaquin Delta College in 1981. In fall of 1998, the Center, renamed the Stockton Center, moved to its permanent site on Magnolia Street in midtown Stockton, a location known as University Park.

## *Accreditation*

CSU Stanislaus received its first accreditation in 1964 and a regional 10-year accreditation in 1999 from the Western Association of Schools and Colleges (WASC). The following programs are accredited:

### **College of the Arts**

- Art — National Association of Schools of Art and Design (NASAD)
- Music — National Association of Schools of Music (NASM)
- Theatre — National Association of Schools of Theatre (NAST)

### **College of Business Administration**

- AACSB International — The Association to Advance Collegiate Schools of Business (AACSB)

### **College of Education**

- California Commission on Teacher Credentialing (CCTC)
- National Council for Accreditation of Teacher Education (NCATE)

### **College of Human and Health Services**

- Nursing — Commission on Collegiate Nursing Education (CCNE)
- Psychology — Association for Behavior Analysis (ABA)
- Social Work — Council on Social Work Education (CSWE)

### **College of Humanities and Social Sciences**

- Public Administration — National Association of Schools of Public Affairs and Administration (NASPAA)

# UNIVERSITY PROFILE

## College of Natural Sciences

- Chemistry – American Chemical Society (ACS)

## *Academic Programs*

The University grants the Bachelor of Arts, Bachelor of Fine Arts, Bachelor of Music, and Bachelor of Science degrees, and offers 40 undergraduate degree programs and 16 minor programs. A pre-professional law program is offered, as well as a pre-health professional program for students interested in medicine, dentistry, pharmacy, veterinary medicine, optometry, chiropractics, physical therapy, clinical laboratory science, or podiatry. The University offers 19 graduate degree programs and 7 credential programs.

## *Faculty*

Forty-seven percent of full-time faculty are tenured or tenure-track. Seventy-seven percent of tenured or tenure-track full-time faculty hold a doctorate or other terminal degree in their fields. There were 285 full-time faculty and 210 part-time faculty in fall 2005.

## *Students*

The student body of 8,137 includes approximately 80% undergraduate and 20% graduate students (fall 2005). The average class size in fall 2005 was 24.4 students. The student/faculty ratio is 18:1.

## *Student Life*

The University offers co-curricular programs that enhance critical thinking, provide for lifelong learning, support opportunities for interaction between the campus and community, and foster educational growth through personal development. An enhanced quality of campus life is realized through such programs as health education, student government, leadership development, academic floors in housing, programming boards, clubs and organizations, and recreation/wellness programs.

The Associated Students, Inc., (ASI) is the student government of the University. As the official voice of the students, its mission is to serve the students of CSU Stanislaus in all matters pertaining to the quality of their education. ASI sponsors numerous programs, including a popular Recreational Sports Program that offers intramural sports, and organized activities such as basketball, soccer, aerobics, swimming, volleyball, yoga, football, and softball. The University Student Union, a student-funded auxiliary, is the hub of campus life. The Union sponsors concerts, lectures, theatre trips, "Feed the Students Day," recreation tournaments, exhibits, outdoor and indoor adventure programs, comedy nights, and other special events throughout the year.

# UNIVERSITY PROFILE

Student leadership is an important feature of CSU Stanislaus, and the University supports an active leadership development program. Through participation in clubs and organizations, fraternities, sororities, leadership seminars, and mentoring activities, students learn the skills to be leaders on campus and after they graduate.

## *Service Learning*

Service learning is a teaching method that promotes student learning through active participation in meaningful and planned service experiences in the community that are directly related to course content. Through reflective activities, students enhance their understanding of course content, general knowledge, sense of responsibility, self-awareness, and commitment to the community. CSU Stanislaus promotes service learning as a valued part of a student's education that deepens the academic experience and expands social awareness. Launched in 2000, the Office of Service Learning has made remarkable progress in supporting the faculty's development of service learning opportunities. As a result, more than 500 students have participated in service learning courses to date.

## *Athletics*

The University fields 14 intercollegiate men's and women's sports teams in the California Collegiate Athletic Association and is affiliated with the National Collegiate Athletics Association (NCAA) Division II.

## *Academic Calendar*

California State University, Stanislaus was the first public, four-year university in California to adopt a 4-1-4 academic calendar, consisting of two 13-week semesters and a month-long winter term required for graduation. A typical student load is four courses in the fall, one course during winter term, and four courses in the spring—hence “four-one-four.” The structure of the 4-1-4 year provides greater opportunities for an innovative and challenging curriculum.

Now in its 30th year, winter term provides a unique opportunity for intensive pursuit of a single subject. This concentration of time, resources, and energy constitutes a new intellectual experience for most undergraduates. Furthermore, CSU Stanislaus winter term policy facilitates interdisciplinary teaching and learning, invites off-campus fieldwork and research, allows students to propose courses or projects, and provides foreign travel/study courses. The University also offers a state-supported summer term, consisting of a 6-week session and a 4-week session.



# UNIVERSITY PROFILE

## *Reputation*

The University is among the Top 100 colleges for bachelor's degrees awarded to Hispanic students and is designated as a Hispanic-Serving Institution by the U.S. Department of Education. The American Association of State Colleges and Universities recognized CSU Stanislaus as one of 12 public universities nationwide that demonstrate exceptional performance in graduation rates. CSU Stanislaus was the only university in the west to be recognized.

## *The Library*

The University Library provides major educational, cultural, and information services to the University and the community. The Library's mission is to provide a welcoming learning environment that encourages and supports students, to facilitate excellence in teaching and scholarship, and to enrich the intellectual, cultural, and artistic development of a diverse campus and community. As the information center for the University, the Library provides an organized collection responsive to the University's curriculum and serves as the gateway to global information. The Library plays an essential role in teaching students the critical thinking skills necessary for life-long learning in a rapidly changing world. The collections of the University Library comprise over 360,000 volumes, 2,000 periodical subscriptions, 1.3 million microforms, 4,700 audiovisual materials, access to over 100 electronic databases and a growing number of electronic journals, video recordings, compact discs, and e-books. Since 1965 the Library has been a depository of federal, state, and local documents. Other special collections include the University Archives, Sayad Assyrian Book Collection, the Dias Photographic Collection, the Stanislaus County and Cities History Collection, and the Juvenile Collection, which has 6,000 volumes of award-winning and notable titles in children's literature.

## *Colleges*

### **College of the Arts**

The College of the Arts endeavors to provide high quality, comprehensive arts education for the students of the University community, and to supply a rich cultural offering to the wider regional community. Consisting of the departments of Art, Music, and Theatre, the College's programs are accredited by the National Association of Schools of Art and Design, the National Association of Schools of Music, and the National Association of Schools of Theatre.

The College offers a broad range of bachelor's degrees in arts fields that train students for careers in performance, education, and in the production of fine art. Through its curriculum, the College seeks to create a learning environment characterized by outstanding instruction in a wide variety of time-honored arts fields while embracing the application of emerging technologies to prepare its graduates to creatively further art traditions in many contexts.

# UNIVERSITY PROFILE

## **College of Business Administration**

The College of Business Administration's mission is to deliver a professional business education that offers students the knowledge and skills to succeed in careers and in society. It is fully accredited by AACSB International, The Association to Advance Collegiate Schools of Business. AACSB International accreditation represents the highest standard of achievement for business schools worldwide.

It is the vision of the College of Business Administration to be recognized by its stakeholders for preparing self-confident, competent graduates able to perform effectively in a changing environment. These graduates have the skills and abilities to understand and adapt to the forces of change that characterize an organization's external and internal environments and how they interrelate; to formulate, evaluate, and select from among alternative strategies, those courses of action that are responsive to these forces of change; and to initiate change and to marshal resources to convert opportunities into reality.

## **College of Education**

The College of Education has as its mission the professional preparation of teachers and school service professionals. Faculty are committed to meeting the public's rightful expectation of an education that produces effective and dedicated educators who exhibit competence, reflection, and a professional passion manifested in their advocacy for children and their communities. The College offers initial and advanced credential and certificate programs. At the graduate level, the Master of Arts in Education is designed for educators pursuing advanced study in curriculum and instruction, administration, counseling, special education, educational technology, or physical education. Students may pursue an advanced credential in conjunction with a master's degree.

The programs of the College of Education have achieved national distinction through accreditation by the National Council for Accreditation of Teacher Education (NCATE), at the regional level by the Western Association of Schools and Colleges (WASC), and at the state level by the California Commission on Teacher Credentialing (CCTC). A Doctorate in Education program is expected to be implemented in the 2008 academic year.

## **College of Human and Health Sciences**

The College of Human and Health Sciences (CHHS) teaches students the basic and applied scientific principles of their chosen disciplines, preparing them to provide health and/or human services to individuals, families, groups, and communities. The CHHS endeavors to produce graduates who demonstrate the highest ethical standards in both research and practice and who exhibit sensitivity, altruism, autonomy, integrity, social justice, and competence in their practice with economically and culturally diverse populations.

# UNIVERSITY PROFILE

## College of Humanities and Social Sciences

The programs of the College of Humanities and Social Sciences (CHSS) contribute to a strong liberal arts education for all students. The College of Humanities and Social Sciences is comprised of 12 departments served by 101 full-time faculty members. CHSS offers 15 undergraduate degrees and 4 graduate degree programs.

## College of Natural Sciences

The College of Natural Sciences is comprised of the departments of Biological Sciences; Chemistry; Computer Science; Mathematics; and Physics, Physical Sciences, and Geology. The College of Natural Sciences establishes a scientific community dedicated to providing students the intellectual and technological capacity to contribute to and succeed in their academic and scientific pursuits. It seeks to educate students through quality instruction, experiential learning, research and internship opportunities, and strong academic advisement.

Graduates in the academic disciplines within the College of Natural Sciences possess the analytical, problem-solving, and technical skills that are critical to their success in finding, evaluating, and contributing to the body of knowledge in their field, teaching in many arenas, and contributing to the well-being of their communities.

## *The Graduate School*

Approximately 20% of the students at California State University, Stanislaus are enrolled in graduate or postbaccalaureate study. This is a significant portion of the student body—diverse in purpose, background, ethnicity, tradition, and age. This diversity provides a valuable context for quality research and learning. The University has become known for its responsiveness to individual students, its collaborative spirit, and the accessibility of its outstanding teacher-scholar faculty. Graduate students emerge with the knowledge, dispositions, and confidence to provide scholarly leadership.

## *Academic Programs by Colleges*

*(Includes majors, minors, concentrations, certificates, emphases, and programs)*

### Degrees Offered

Bachelor of Arts (BA)	Master of Arts (MA)
Bachelor of Fine Arts (BFA)	Master of Science (MS)
Bachelor of Music (BM)	Master of Business Administration (MBA)
Bachelor of Science (BS)	Master of Science in Business Administration (MSBA)
	Master of Public Administration (MPA)
	Master of Social Work (MSW)

# UNIVERSITY PROFILE

## College of the Arts

### Majors/Concentrations (\* = also a minor)

Art\* (BA)

Art History\*

Art (BFA)

Mixed Subject

New Media

Painting

Printmaking

Sculpture

Music\* (BA)

General Music

Music Technology

Music (BM)

Composition

Instrumental Performance

Music Education – Choral

Music Education – Instrumental

Piano Performance

Vocal Performance

Theatre Arts\* (BA)

Acting Emphasis

Technical Theatre Emphasis

### Certificate Programs

Printmaking (graduate certificate)

## College of Business Administration

### Majors/Concentrations (\* = also a minor)

Applied Studies (BS)

Business Administration\* (BS)

Accounting

Agricultural Business

Finance

General Business

Management

Human Resource Track

International Business Track

Strategy/Entrepreneurship Track

(Continued on next page)

# UNIVERSITY PROFILE

Marketing  
Operations Management  
Business Administration (MBA)  
Business Administration (MSBA)  
Finance, International Finance  
Computer Information Systems\* (BS)

## College of Education

### Credential Programs

Administrative Services — Preliminary Credential  
Education Specialist: Mild/Moderate Disabilities  
Education Specialist: Moderate/Severe Disabilities  
Multiple Subject Credential  
Pupil Personnel Services Credential  
Reading/Language Arts Specialist Credential  
Single Subject Credential

### Majors/Concentrations (\* = also a minor)

Education (MA)  
Curriculum and Instruction: Elementary Education  
Curriculum and Instruction: Multilingual Education  
Curriculum and Instruction: Reading  
Curriculum and Instruction: Secondary Education  
Educational Technology  
Physical Education  
School Administration  
School Counseling  
Special Education  
Physical Education\* (BA)  
Health and Wellness Promotion

### Minors (unduplicated)

Exceptional Children and Youth

### Certificate Programs

Community College Leadership (graduate certificate)  
Middle/Junior High School Studies (graduate certificate)

# UNIVERSITY PROFILE

## College of Human and Health Sciences

### Majors/Concentrations (\* = also a minor)

Nursing (BS)

RN to BSN Track

Pre-licensure BSN Track

Child Development (BA)

Child Development Programs track

Child Development Research track

Child Development Services track

Psychology\* (BA)

Developmental Psychology

Experimental Psychology

Psychology (MA/MS)

Behavioral Analysis (MS)

Counseling (MS)

Social Work (MSW)

### Certificate Programs

Child Development (graduate certificate)

## College of Humanities and Social Sciences

### Majors/Concentrations (\* = also a minor)

Agricultural Studies\* (BA)

Agricultural Biology

Agricultural Business/Economics

Permaculture

Special Concentration

Anthropology\* (BA)

Ethnology

Physical Anthropology

Forensic Anthropology Track

Medical Anthropology Track

Prehistoric Archaeology

Geography\* (BA)

Applied Geography

Communication Studies (BA)

Organizational Communication/Public Relations Option

Speech Communication Option

Criminal Justice\* (BA)

(Continued on next page)

# UNIVERSITY PROFILE

- Corrections
- Forensic Science
- General
- Law Enforcement
- Social Sciences
- Criminal Justice (MA)
- Economics\* (BA)
- English\* (BA)
  - Teaching English to Speakers of Other Languages (TESOL)
- English (MA)
  - Literature
  - Rhetoric and the Teaching of Writing
  - Teaching English to Speakers of Other Languages (TESOL)
- French\* (BA)
- History\* (BA)
- History (MA)
  - International Relations
  - Secondary School Teachers
- Interdisciplinary Programs
  - Honors Program
  - Interdisciplinary Studies (MA/MS)
  - Multidisciplinary Studies Program
  - Special Major (BA/BS)
- Liberal Studies (BA)
  - Anthropology
  - Applied Philosophy
  - Art
  - Bilingual/Crosscultural—Southeast Asian
  - Bilingual/Crosscultural—Spanish
  - Biological Sciences
  - Chemistry
  - Child Development
  - Civics
  - Communication Studies
  - Earth Sciences
  - Economics
  - English
  - Ethnic Studies
  - Exceptional Children and Youth

(Continued on next page)

# UNIVERSITY PROFILE

Geography  
History  
Mathematics  
Music  
Physical Education  
Physics and Physical Sciences  
Sociology  
Spanish  
Teaching English to Speakers of Other Languages (TESOL)  
Theatre  
Philosophy\* (BA)  
Political Science\* (BA)  
Public Administration (MPA)  
Social Sciences (BA)  
    Interdepartmental Studies  
    International Studies  
    Urban and Community Studies  
Sociology\* (BA)  
    Body, Culture, and Society (The)  
    Drug and Alcohol Studies  
    Human Services  
    Social Deviance and Criminology  
    Social Inequality  
Spanish\* (BA)

**Minors** (unduplicated)  
African-American Studies  
Chicano Studies  
Environmental and Resource Studies  
Ethnic Studies  
Forensic Science  
Gender Studies  
Gerontology  
Journalism  
Latin American Studies  
Permaculture  
Portuguese  
Speech Communication  
World History

(Continued on next page)



# UNIVERSITY PROFILE

## **Certificate Programs**

Gerontology (graduate)

Teaching English to Speakers of Other Languages (undergraduate and graduate certificates)

## **Programs**

Critical Foreign Languages

## **College of Natural Sciences**

**Majors/Concentrations** (\* = also a minor)

Mathematics\* (BA/BS)

Biological Sciences\* (BA/BS)

Botany

Clinical Laboratory Science

Ecology and Field Biology

Entomology

Environmental Sciences

Genetics

Marine Biology

Microbiology

Zoology

Chemistry\* (BA/BS)

Cognitive Studies\* (BA)

Computer Science\* (BS)

Geology\* (BS)

Applied Geology

Marine Sciences (MS)

Physical Sciences\* (BA)

Applied Physics

Earth and Space Sciences

Environmental Sciences (duplicated)

Physics\* (BA/BS)

**Minors** (unduplicated)

Microelectronics

# UNIVERSITY PROFILE

## *Extended Education*

California State University, Stanislaus Extended Education has been an integral part of the University since its beginning. The department serves the Central Valley community through non-traditional programs and training. With a dedicated staff of program developers, coordinators, and a large group of expert instructors, Extended Education offers timely and critical programs. Programs are designed to meet community workforce and professional development needs. In the past year, 2,985 people took advantage of Extended Education courses.

California State University, Stanislaus Extended Education offers programs for alumni, community members, teachers, individuals changing careers, businesses, school districts, and professionals wanting certification or the latest training. Extended Education's Learning and Technology Training Center houses two modern training rooms. The state-of-the-art PC lab offers 21 comfortable workstations and current computers that are fully-loaded with the latest software. The lecture lab offers seating for 24 adults.

## *Centers and Institutes*

The Centers and Institutes of CSU Stanislaus exist to advance the goals of the University and to enhance its programs of instruction, scholarship, and service. They provide a means for interdisciplinary collaboration and a method by which extramural funds and fees can be employed to supplement other resources.

### **College of Human and Health Services**

#### **Behavioral Intervention Services**

Behavioral Intervention Services is a joint venture between Valley Mountain Regional Center and the Department of Psychology at CSU Stanislaus. Graduate students with specialized behavioral skills provide consultation services to developmentally disabled clients. Interventionists help plan and implement programs to improve the interactions between the developmentally disabled and those in their school, work, and home communities.

### **College of Humanities and Social Sciences**

#### **Center for Economic Education**

The Center for Economic Education at CSU Stanislaus is one of 21 such centers in the State of California. The Center's purpose is to assist public and private schools (K-12) in the University's six-county service area by incorporating economics into their curricula; by providing advice on curriculum development, training teachers, disseminating economics curriculum materials to teachers; and by maintaining a library of teaching resources which teachers can use free of

# UNIVERSITY PROFILE

charge. In past years, the Center's activities focused on providing training workshops for high school teachers to facilitate implementation of the state-mandated (SB 1213) senior-level high school economics course.

## **Institute for Archaeological Research**

The Institute for Archaeological Research has the specific goal of publishing archaeological information. The major functions of the Institute are to facilitate archaeological research in the CSU Stanislaus six-county service area, to facilitate archaeological research in the western United States (primarily Nevada and Montana), to facilitate archaeological research in central Australia, and to serve as the principal means of publishing the results of archaeological research projects conducted in the United States and Australia.

## **Institute for Cultural Resources**

The Institute for Cultural Resources provides an interdisciplinary organizational framework for encouraging the study of the heritage of diverse cultural groups. The Institute organizes collections of cultural material representative of these groups and aids in their utilization for teaching and research purposes.

## **College of Business Administration**

### **College of Business Administration Professional Development Center**

The College of Business Administration Professional Development Center is administered through the College of Business Administration. The Center provides training, consulting services, and research to the business community and governmental agencies within the San Joaquin Valley. The principal activities at the Center are to create, promote, and conduct seminars, workshops, conferences, and special events of interest to the business community and the governmental agencies; to provide consulting and research services by utilizing faculty resources; and to conduct industry research projects and to disseminate the results which would benefit the major industries in the community.

## **University-Wide Centers**

### **Center for Direct Instruction**

The Center for Direct Instruction serves as a laboratory for training graduate and undergraduate students in psychology and special education in specialized techniques for remediating academic and behavioral deficits. The Center offers on-campus instruction in reading and mathematics content areas for school-age children from the service region.

# UNIVERSITY PROFILE

## **Center for Portuguese Studies**

Founded in 1999, the Center for Portuguese Studies promotes the teaching of the Portuguese language and culture and the inclusion of Portuguese studies in various departmental programs. It organizes an Intensive Summer Institute in Portuguese Language and Culture and promotes scholarship on issues related to Portuguese-Americans. The Center has organized an exchange program with Portuguese universities for students and faculty and with the Fulbright Commission of Lisbon, Portugal. The Center also sponsors lecture series, cultural events, symposia, and works to develop communication between the University and the Portuguese community in the Central Valley, and between the University and organizations in Portugal.

## **Center for Public Policy Studies at CSU Stanislaus**

The Center for Public Policy Studies at CSU Stanislaus is a non-profit, non-partisan entity dedicated to research and public education about important policy issues and to providing a forum for discussing public policy issues with community representatives, academics, and policy makers in the Central Valley. The Center is committed to facilitating regional and community problem-solving through activities and research projects that bring together diverse constituencies and perspectives to clarify issues, consider options, and build consensus.

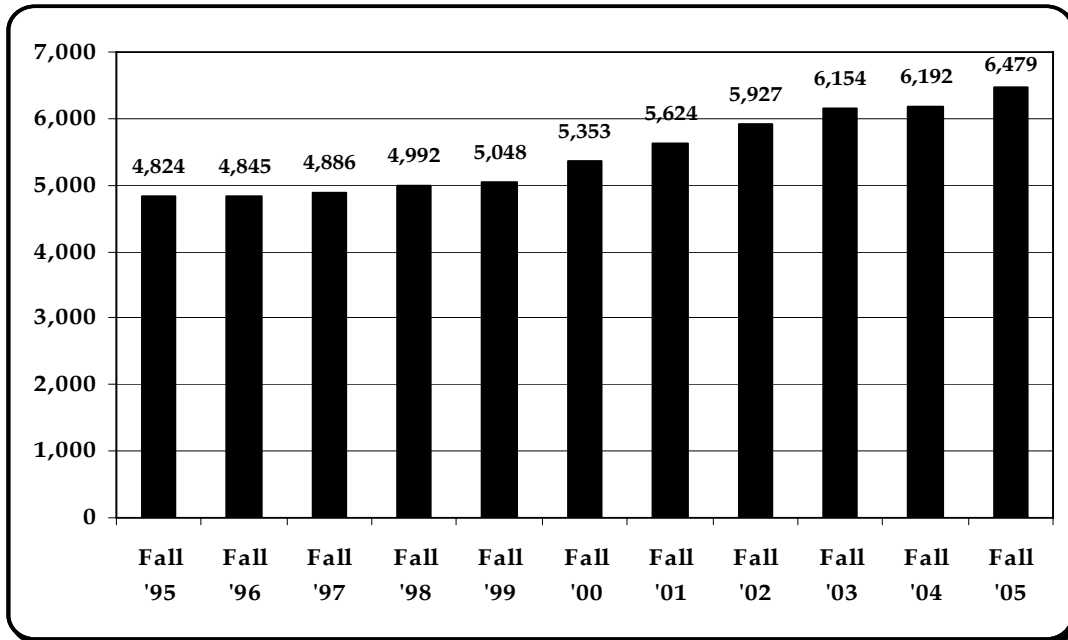
## **Child Development Center**

The CSU Stanislaus Child Development Center (CDC) is an instructional facility established to teach university students about child development including theory and applications, program design, and research. Through participation in successive laboratory courses, students acquire the skills necessary for observing children and recording their behaviors, implementing planned activities, planning and implementing their own activities, and for implementing original research projects.

# **Trends and Growth**

# TRENDS AND GROWTH

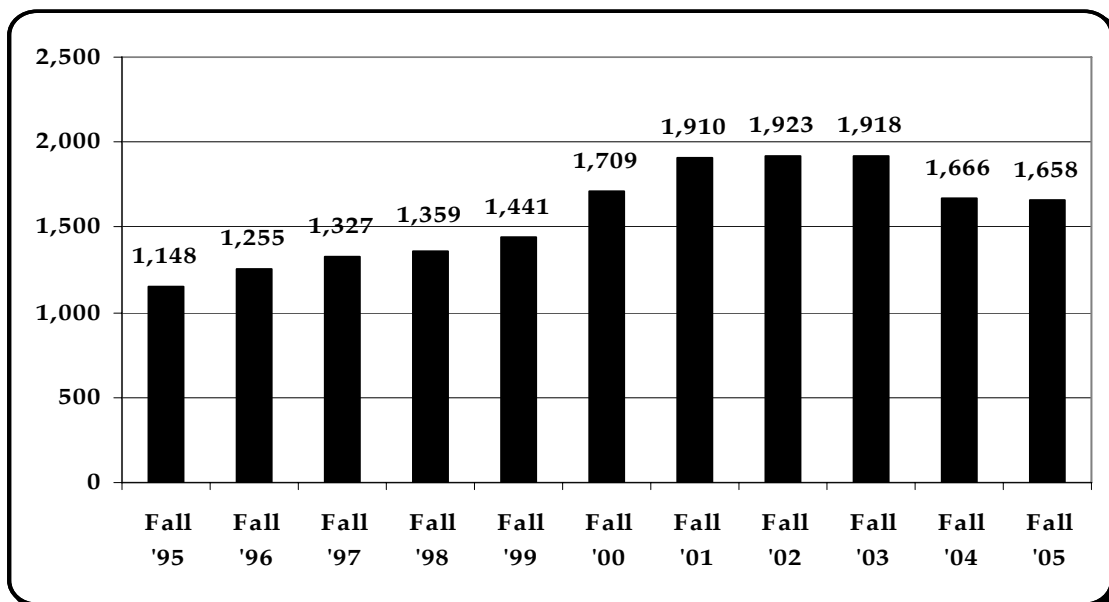
## *Undergraduate Headcount Enrollment*



Source: CSU ERSS Statistical Extract

Consistent with IPEDS definition, postbaccalaureate students seeking a second bachelor's degree are considered undergraduates. Prior to fall 2002 postbaccalaureate students seeking a second bachelor's degree were considered graduate students.

## *Graduate Headcount Enrollment*



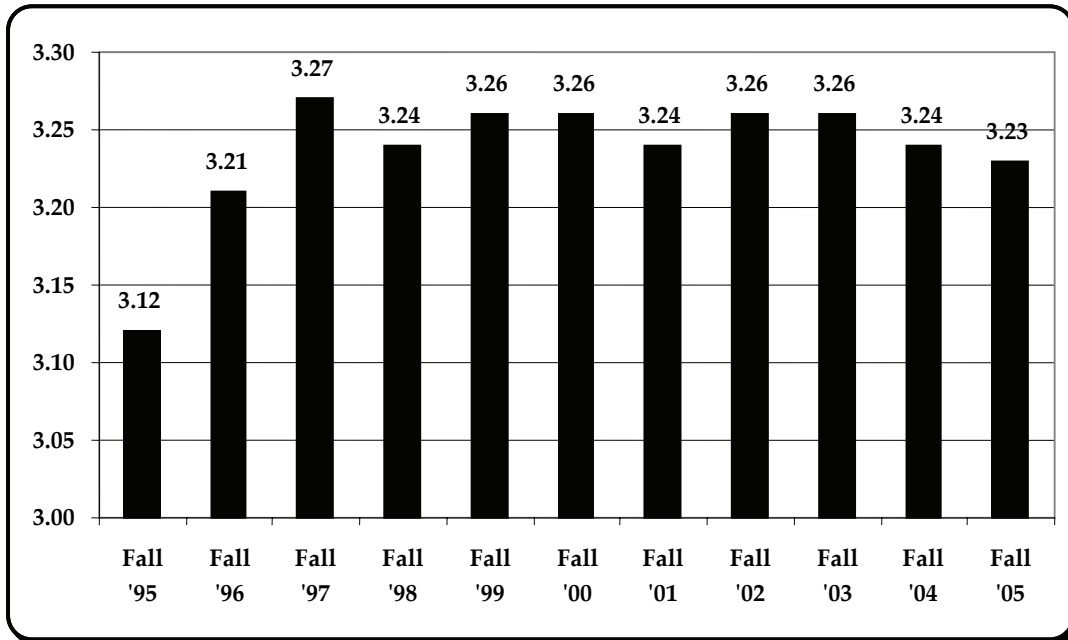
Source: CSU ERSS Statistical Extract

Graduate headcount include Credential, Postbaccalaureate, and Master's degree students.

Prior to fall 2002 postbaccalaureate students seeking a second bachelor's degree were considered graduate students.

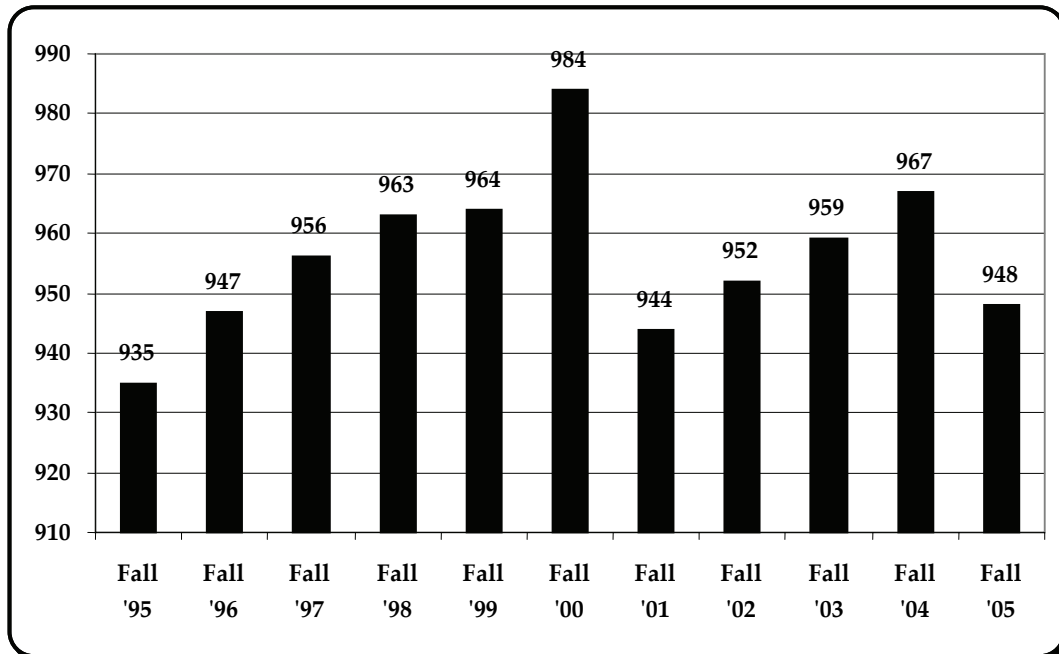
# TRENDS AND GROWTH

## *Average High School GPA of First-Time Freshmen*



Source: CSU ERSS and ERSA Statistical Extract

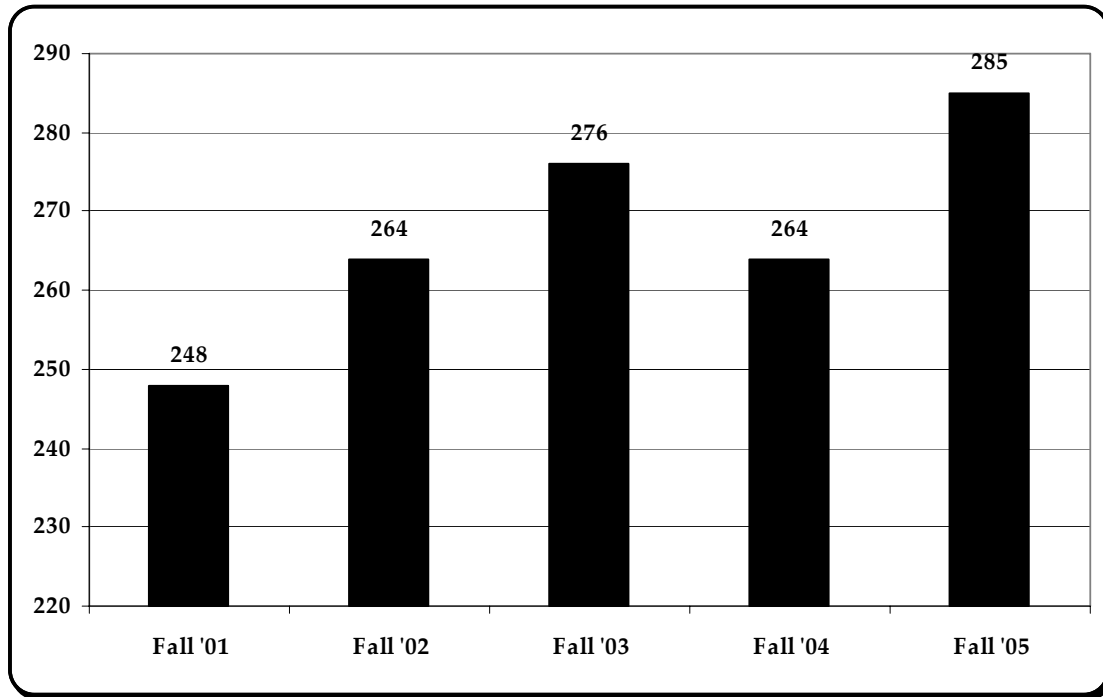
## *Average SAT Score of First-Time Freshmen*



Source: CSU ERSS and ERSA Statistical Extract  
 Note: SAT scores only. Students with ACT scores only are not included.

# TRENDS AND GROWTH

## *Full-Time Faculty Headcount*



Source: CSU B40 CIRS Report



# **First-Time Freshmen**

# FIRST-TIME FRESHMEN

## *Applicants, Admits, and Enrollees (Domestic and International)*

	Fall 2005 First-Time Freshmen		
	Men	Women	Total
Applied	1,007	2,009	3,016
Admitted	907	1,871	2,778
Enrolled	267	603	870

Source: CSU ERSA Statistical Extract

## *Mean SAT and ACT Scores and GPA of First-Time Freshmen*

	Fall 2005 First-Time Freshmen		
	Men	Women	Overall
SAT Verbal	480	464	469
SAT Math	507	467	479
SAT Composite	987	931	948
% Submitting SAT scores			87%
ACT English	18	19	18
ACT Math	22	19	20
ACT Composite	20	19	19
% Submitting ACT scores			25%
High School GPA			3.23

Source: CSU ERSS Statistical Extract

# FIRST-TIME FRESHMEN

## *First-Time Freshmen Headcount by Race/Ethnicity*

		Fall 2005		
		Full-Time	Part-Time	Total
<b>Men</b>	Nonresident alien	4		4
	Black	11	2	13
	American Indian/Alaska Native	2		2
	Asian/Pacific Islander	24	3	27
	Hispanic	73	15	88
	White	87	14	101
	Race/Ethnicity unknown	29	3	32
	<b>Total Men</b>	<b>230</b>	<b>37</b>	<b>267</b>
<b>Women</b>	Nonresident alien	8	1	9
	Black	13	9	22
	American Indian/Alaska Native	5		5
	Asian/Pacific Islander	63	8	71
	Hispanic	175	50	225
	White	201	21	222
	Race/Ethnicity unknown	46	3	49
	<b>Total Women</b>	<b>511</b>	<b>92</b>	<b>603</b>
<b>Total Students</b>		<b>741</b>	<b>129</b>	<b>870</b>

Source: CSU ERSS Statistical Extract



# **Admissions**

# ADMISSIONS

## *Domestic Applicants, Admits, and Enrollees by Level*

	Fall 2005			
	Number		Admit Rate and Yield Rate	
	Men	Women	Men	Women
Undergraduate Freshmen				
Applied	1,007	2,009		
Admitted	907	1,871	90.0%	93.1%
Enrolled	267	603	29.4%	32.2%
Undergraduate Transfers				
Applied	741	1,469		
Admitted	448	921	60.5%	62.7%
Enrolled	299	579	66.7%	62.9%
Graduates				
Applied	263	550		
Admitted	218	440	82.9%	80.0%
Enrolled	156	325	71.6%	73.9%

Source: CSU ERSS and ERSA Statistical Extract

Graduates include unclassified postbaccalaureate, credential and master's students.

## *International Applicants, Admits, and Enrollees by Level*

	Fall 2005			
	Number		Admit Rate and Yield Rate	
	Men	Women	Men	Women
Undergraduate Freshman				
Applied	35	54		
Admitted	14	34	40.0%	63.0%
Enrolled	4	9	28.6%	26.5%
Undergraduate Transfers				
Applied	23	29		
Admitted	14	16	60.9%	55.2%
Enrolled	5	7	35.7%	43.8%
Graduates				
Applied	11	20		
Admitted	6	7	54.5%	35.0%
Enrolled	2	2	33.3%	28.6%

Source: CSU ERSS and ERSA Statistical Extract

Graduates include unclassified postbaccalaureate, credential and master's students.

# **Enrollment**

# ENROLLMENT

## Full-Time Equivalent (FTE) Enrollment

	Fall 2005		
	Undergraduate	Graduate	Total
Full-Time	4,499	731	5,230
Part-Time	1,980	927	2,907
<b>FTE of Part-Time</b>	<b>1,019</b>	<b>306</b>	<b>1,325</b>
Total Headcount	6,479	1,658	8,137
<b>Total FTE</b>	<b>5,429</b>	<b>591</b>	<b>6,020</b>

Source: CSU ERSS Statistical Extract

Full-time Headcount: Undergraduate  $\geq$  12 units; Graduate  $\geq$  9 units

Part-time Headcount: Undergraduate  $<$  12 units; Graduate  $<$  9 units

FTE Calculation: Total Student Credit Units / 15

## Total Headcount Enrollment by Level, Gender, and Race/Ethnicity

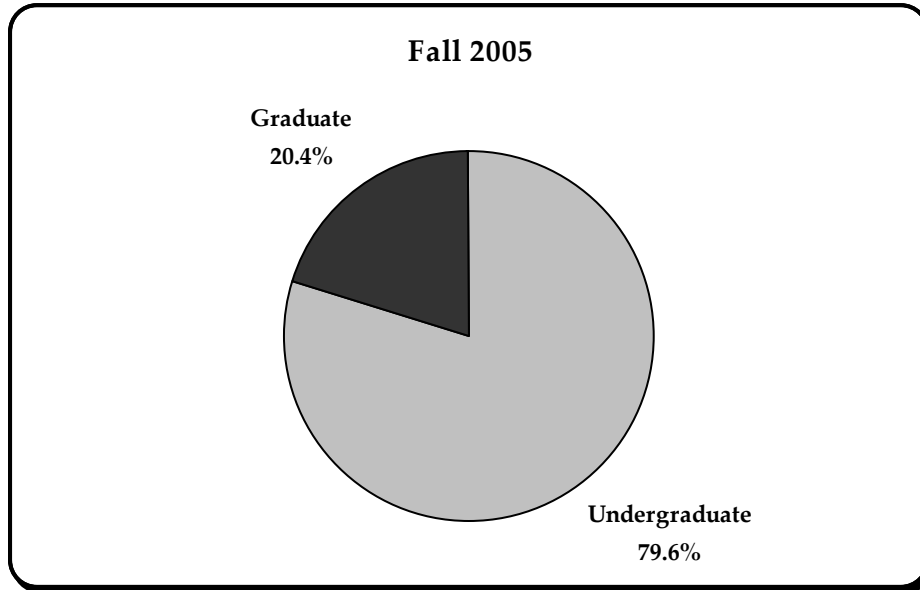
		Fall 2005		
		Undergraduate	Graduate	Total
<b>Men</b>	Nonresident alien	41	6	47
	Black	78	24	102
	American Indian/Alaska Native	25	4	29
	Asian/Pacific Islander	257	48	305
	Hispanic	573	90	663
	White	909	242	1,151
	Race/Ethnicity unknown	315	82	397
	<b>Total Men</b>	<b>2,198</b>	<b>496</b>	<b>2,694</b>
<b>Women</b>	Nonresident alien	46	4	50
	Black	159	48	207
	American Indian/Alaska Native	39	13	52
	Asian/Pacific Islander	496	78	574
	Hispanic	1,256	238	1,494
	White	1,754	609	2,363
	Race/Ethnicity unknown	531	172	703
	<b>Total Women</b>	<b>4,281</b>	<b>1,162</b>	<b>5,443</b>
<b>Total Students</b>		<b>6,479</b>	<b>1,658</b>	<b>8,137</b>

Source: CSU ERSS Statistical Extract



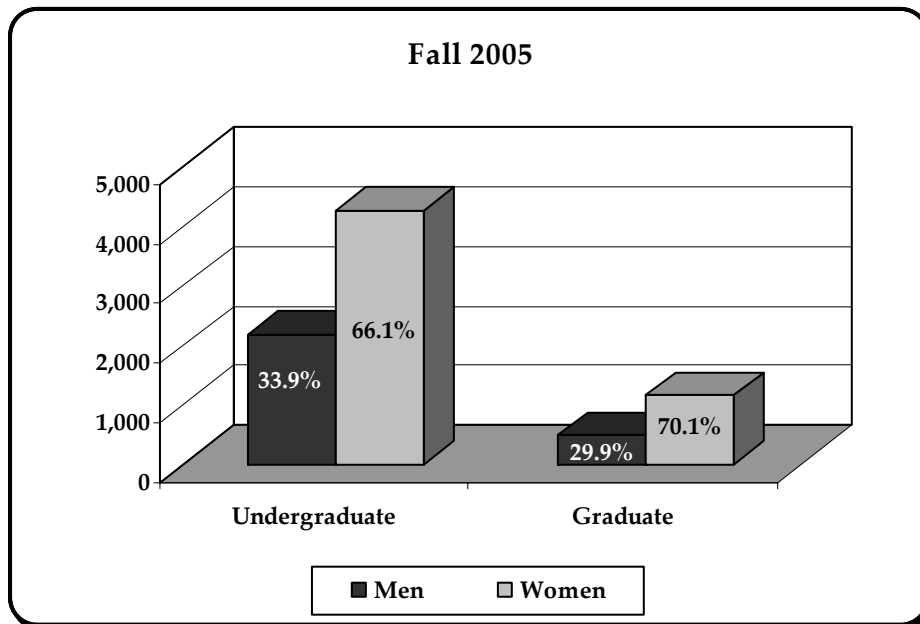
# ENROLLMENT

## Total Headcount Enrollment by Level



Source: CSU ERSS Statistical Extract

## Total Headcount Enrollment by Level and Gender



Source: CSU ERSS Statistical Extract

# ENROLLMENT

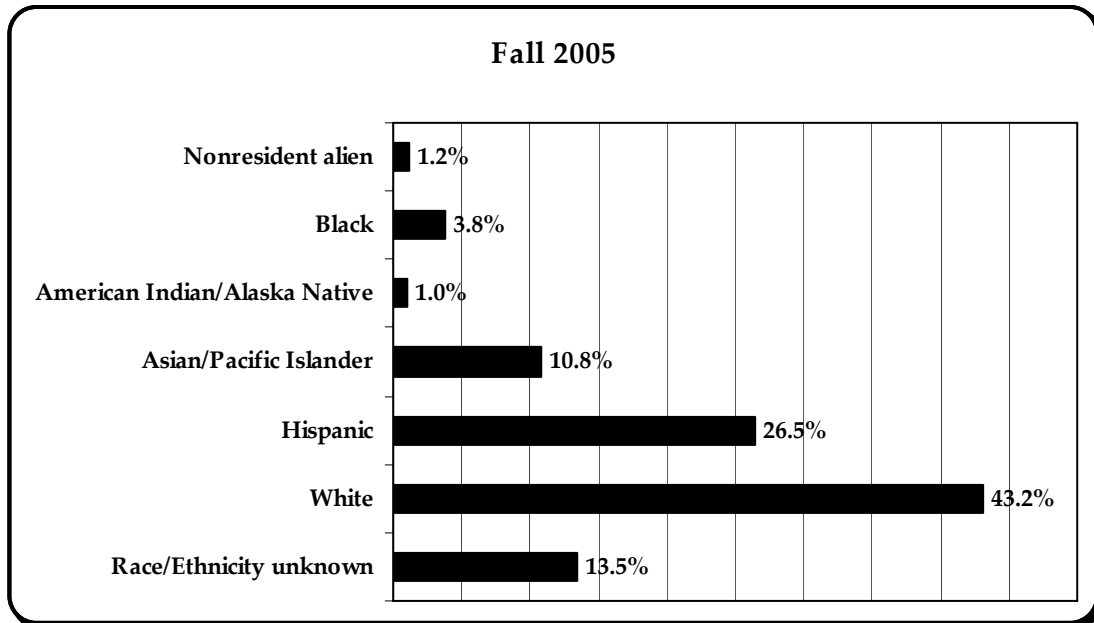
## *Full-Time Headcount Enrollment by Level, Gender, and Race/Ethnicity*

		Fall 2005		
		Undergraduate	Graduate	Total
<b>Men</b>	Nonresident alien	29	1	30
	Black	66	10	76
	American Indian/Alaska Native	15	3	18
	Asian/Pacific Islander	169	16	185
	Hispanic	390	37	427
	White	665	94	759
	Race/Ethnicity unknown	208	31	239
	<b>Total Men</b>	<b>1,542</b>	<b>192</b>	<b>1,734</b>
<b>Women</b>	Nonresident alien	34	4	38
	Black	96	23	119
	American Indian/Alaska Native	24	5	29
	Asian/Pacific Islander	369	34	403
	Hispanic	843	121	964
	White	1,241	273	1,514
	Race/Ethnicity unknown	350	79	429
	<b>Total Women</b>	<b>2,957</b>	<b>539</b>	<b>3,496</b>
<b>Total Students</b>		<b>4,499</b>	<b>731</b>	<b>5,230</b>

Source: CSU ERSS Statistical Extract

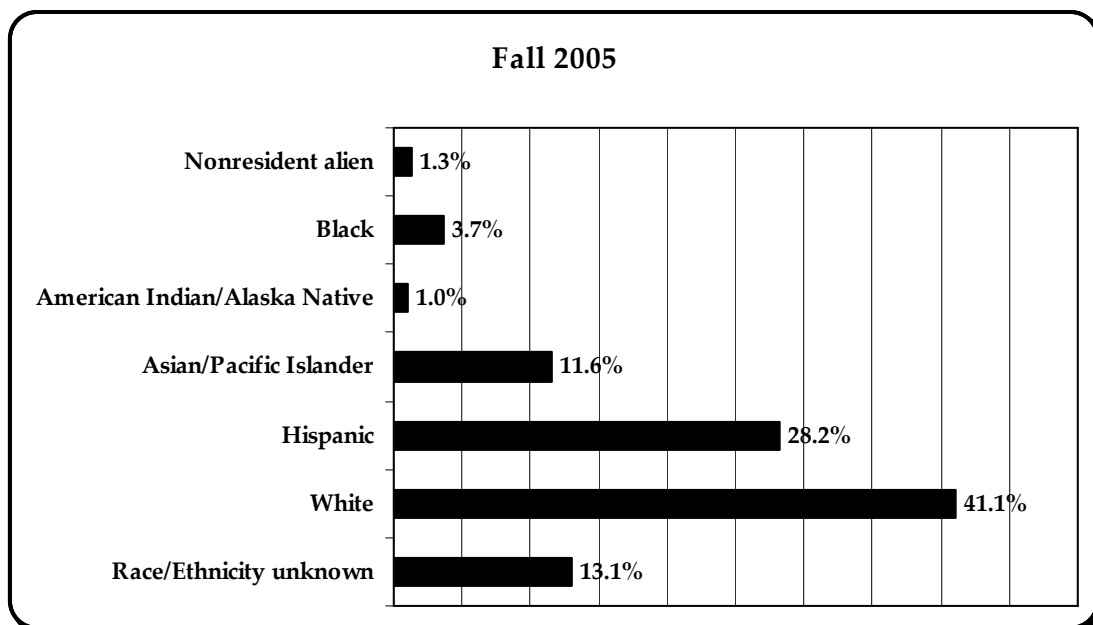
# ENROLLMENT

## Total Enrollment by Race/Ethnicity



Source: CSU ERSS Statistical Extract

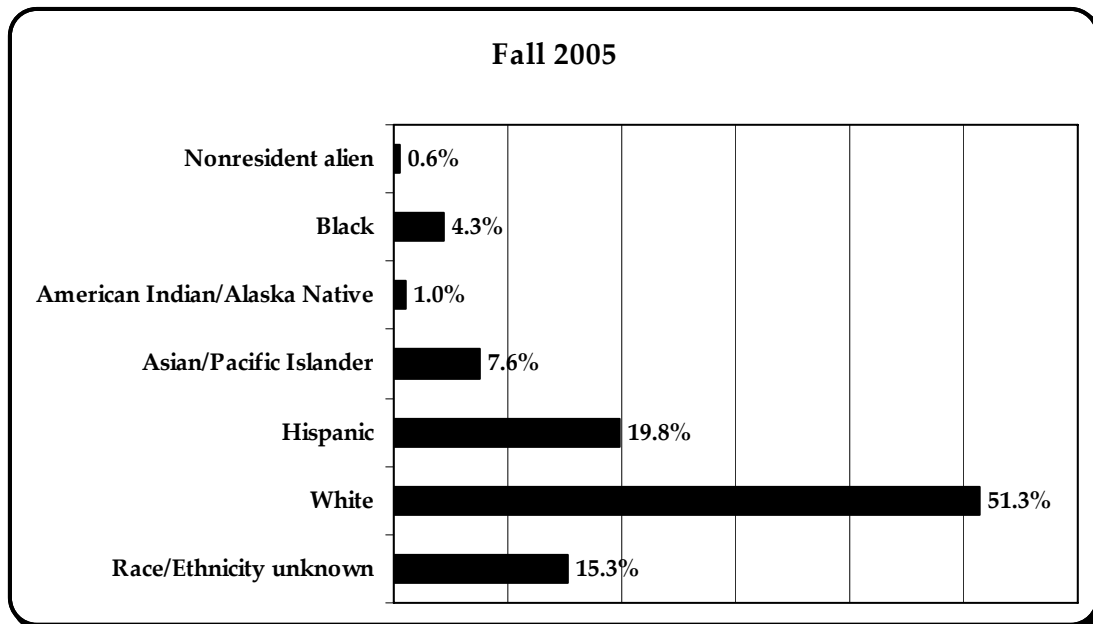
## Total Undergraduate Enrollment by Race/Ethnicity



Source: CSU ERSS Statistical Extract

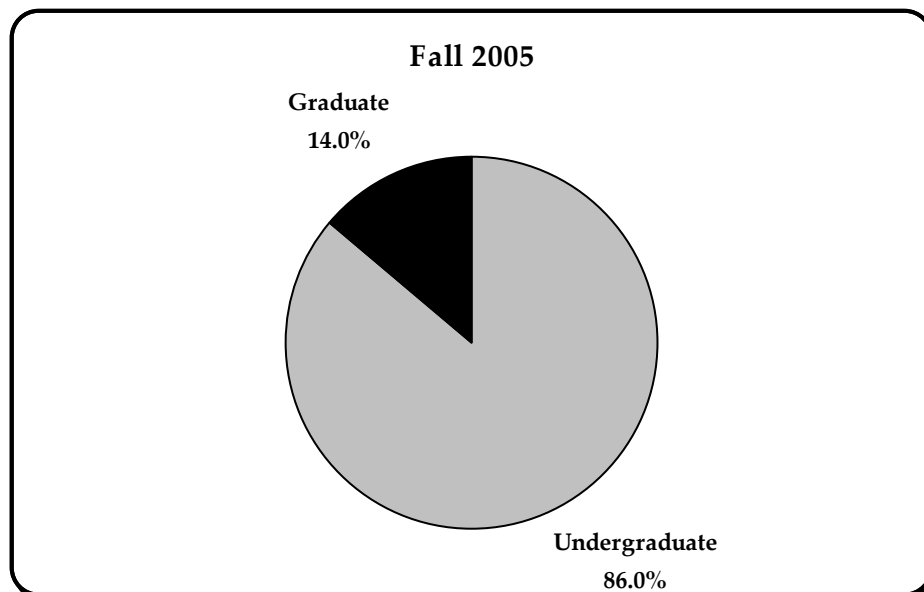
# ENROLLMENT

## Total Graduate Enrollment by Race/Ethnicity



Source: CSU ERSS Statistical Extract

## Full-Time Headcount Enrollment by Level



Source: CSU ERSS Statistical Extract

Full-time Headcount: Undergraduate  $\geq 12$  units; Graduate  $\geq 9$  units

# ENROLLMENT

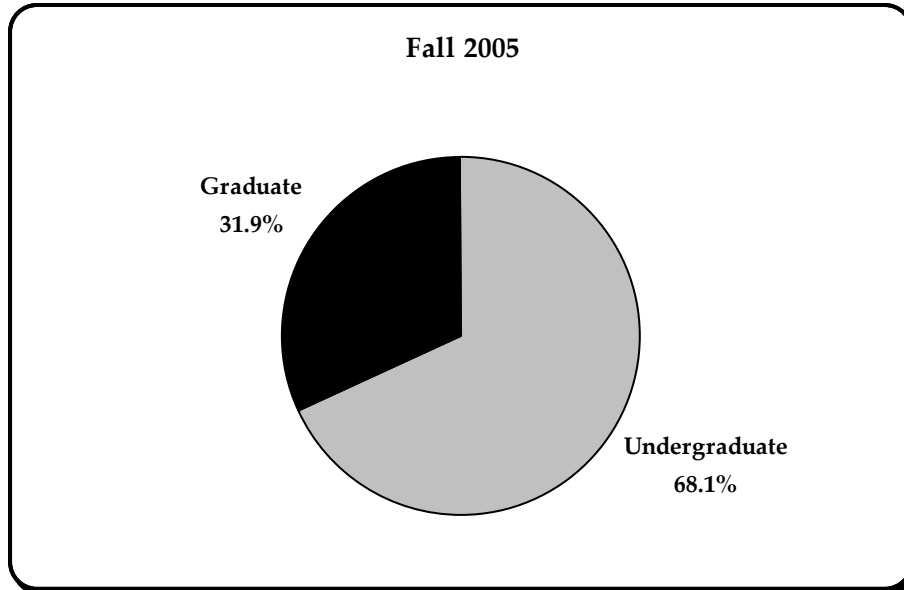
## *Part-Time Headcount Enrollment by Level, Gender, and Race/Ethnicity*

		Fall 2005		
		Undergraduate	Graduate	Total
<b>Men</b>	Nonresident alien	12	5	17
	Black	12	14	26
	American Indian/Alaska Native	10	1	11
	Asian/Pacific Islander	88	32	120
	Hispanic	183	53	236
	White	244	148	392
	Race/Ethnicity unknown	107	51	158
	<b>Total Men</b>	<b>656</b>	<b>304</b>	<b>960</b>
<b>Women</b>	Nonresident alien	12		12
	Black	63	25	88
	American Indian/Alaska Native	15	8	23
	Asian/Pacific Islander	127	44	171
	Hispanic	413	117	530
	White	513	336	849
	Race/Ethnicity unknown	181	93	274
	<b>Total Women</b>	<b>1,324</b>	<b>623</b>	<b>1,947</b>
<b>Total Students</b>		<b>1,980</b>	<b>927</b>	<b>2,907</b>

Source: CSU ERSS Statistical Extract

# ENROLLMENT

## *Part-Time Headcount Enrollment by Level*



Source: CSU ERSS Statistical Extract  
Part-time Headcount: Undergraduate < 12 units; Graduate < 9 units

# ENROLLMENT

## *Full-Time Headcount Enrollment by Level, Gender, and Age*

		Fall 2005		
		Undergraduate	Graduate	Total
<b>Men</b>	Under 18	2		2
	18-19	358		358
	20-21	400		400
	22-24	487	44	531
	25-29	187	64	251
	30-34	47	33	80
	35-39	32	16	48
	40-49	24	25	49
	50-64	5	10	15
	65 and over			
	<b>Total Men</b>	<b>1,542</b>	<b>192</b>	<b>1,734</b>
	<b>Women</b>	Under 18	8	
18-19		876		876
20-21		770	4	774
22-24		776	175	951
25-29		271	160	431
30-34		91	66	157
35-39		60	53	113
40-49		78	55	133
50-64		27	26	53
65 and over				
<b>Total Women</b>		<b>2,957</b>	<b>539</b>	<b>3,496</b>
<b>Total Students</b>		<b>4,499</b>	<b>731</b>	<b>5,230</b>

Source: CSU ERSS Statistical Extract

# ENROLLMENT

## *Part-Time Headcount Enrollment by Level, Gender, and Age*

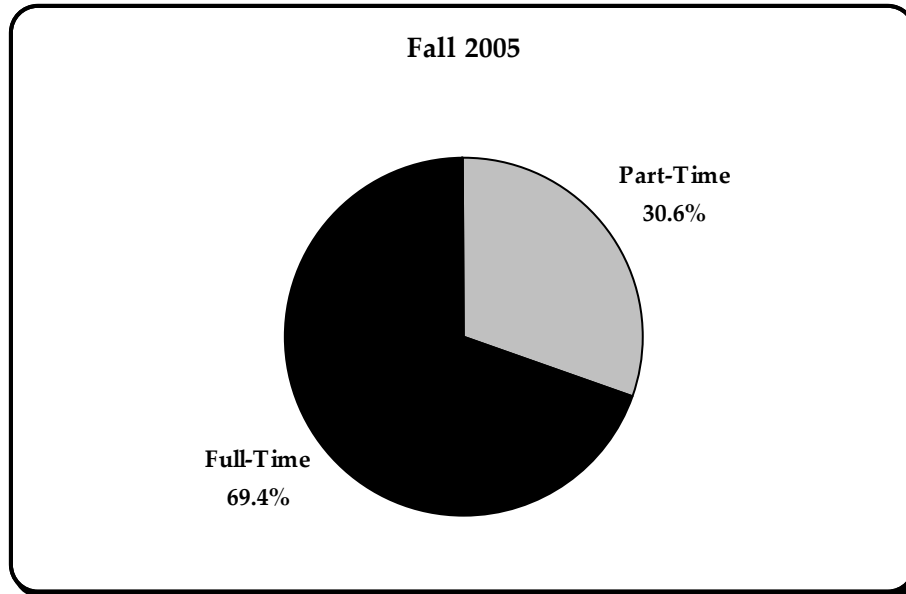
		Fall 2005		
		Undergraduate	Graduate	Total
<b>Men</b>	Under 18	1		1
	18-19	53		53
	20-21	56		56
	22-24	188	25	213
	25-29	178	79	257
	30-34	76	65	141
	35-39	39	41	80
	40-49	43	57	100
	50-64	21	34	55
	65 and over	1	3	4
	<b>Total Men</b>	<b>656</b>	<b>304</b>	<b>960</b>
	<b>Women</b>	Under 18	3	
18-19		119		119
20-21		153		153
22-24		321	61	382
25-29		258	169	427
30-34		128	116	244
35-39		96	59	155
40-49		178	144	322
50-64		65	69	134
65 and over		3	5	8
<b>Total Women</b>		<b>1,324</b>	<b>623</b>	<b>1,947</b>
<b>Total Students</b>		<b>1,980</b>	<b>927</b>	<b>2,907</b>

Source: CSU ERSS Statistical Extract



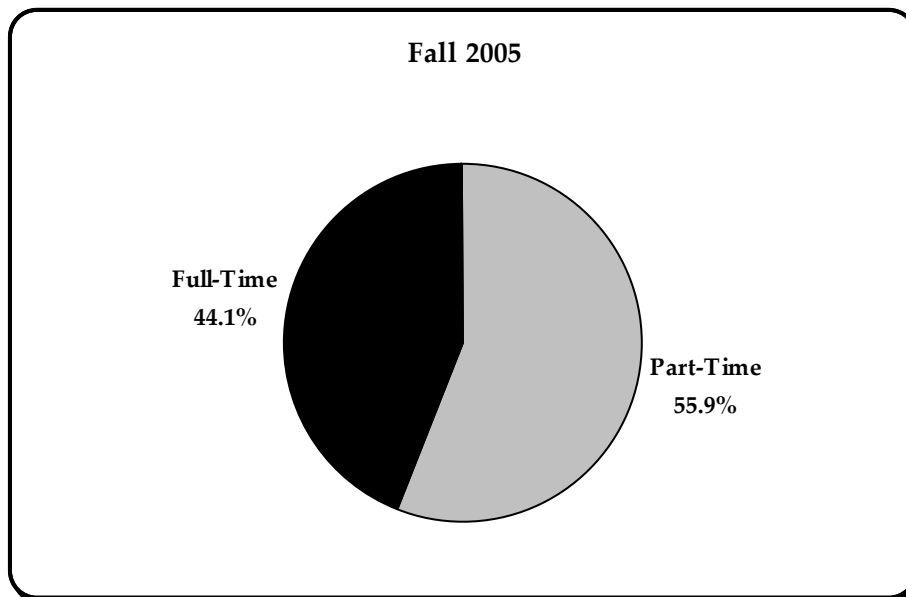
# ENROLLMENT

## *Total Undergraduate Headcount Enrollment by Status*



Source: CSU ERSS Statistical Extract

## *Total Graduate Headcount Enrollment by Status*



Source: CSU ERSS Statistical Extract

# ENROLLMENT

## *Total Headcount Enrollment by Level, College, and Degree Program*

FALL 2005				
College	Degree Program	UG	GR	Total
<b>College of the Arts</b>	Art	72		72
	Art (Studio/Performance)	20		20
	Music	50	1	51
	Music (Professional Performance)	54		54
	Theatre Arts	34		34
	<b>Total COA</b>		<b>230</b>	<b>1</b>
<b>College of Business Administration</b>	Applied Studies	20		20
	Business Administration	1,086	118	1,204
	Computer Information Systems	122		122
	<b>Total CBA</b>	<b>1,228</b>	<b>118</b>	<b>1,346</b>
<b>College of Education</b>	Credential		428	428
	Education		330	330
	Physical Education	136		136
	Vocational Education	1		1
	<b>Total COE</b>	<b>137</b>	<b>758</b>	<b>895</b>
<b>College of Human and Health Sciences</b>	Child Development	144		144
	Nursing	430		430
	Psychology	456	66	522
	Social Work		122	122
	<b>Total CHHS</b>	<b>1,030</b>	<b>188</b>	<b>1,218</b>
<b>College of Humanities and Social Sciences</b>	Agricultural Studies	31		31
	Anthropology	26		26
	Communication Studies	218		218
	Criminal Justice	398	32	430
	Economics	34		34
	English	186	45	231
	Geography	17		17
	History	139	26	165
	Interdisciplinary Studies/Special Major	7	27	34
	Liberal Studies	1,122		1,122
	Philosophy	16		16
	Political Science	94		94
	Public Administration		72	72
Social Sciences	125		125	

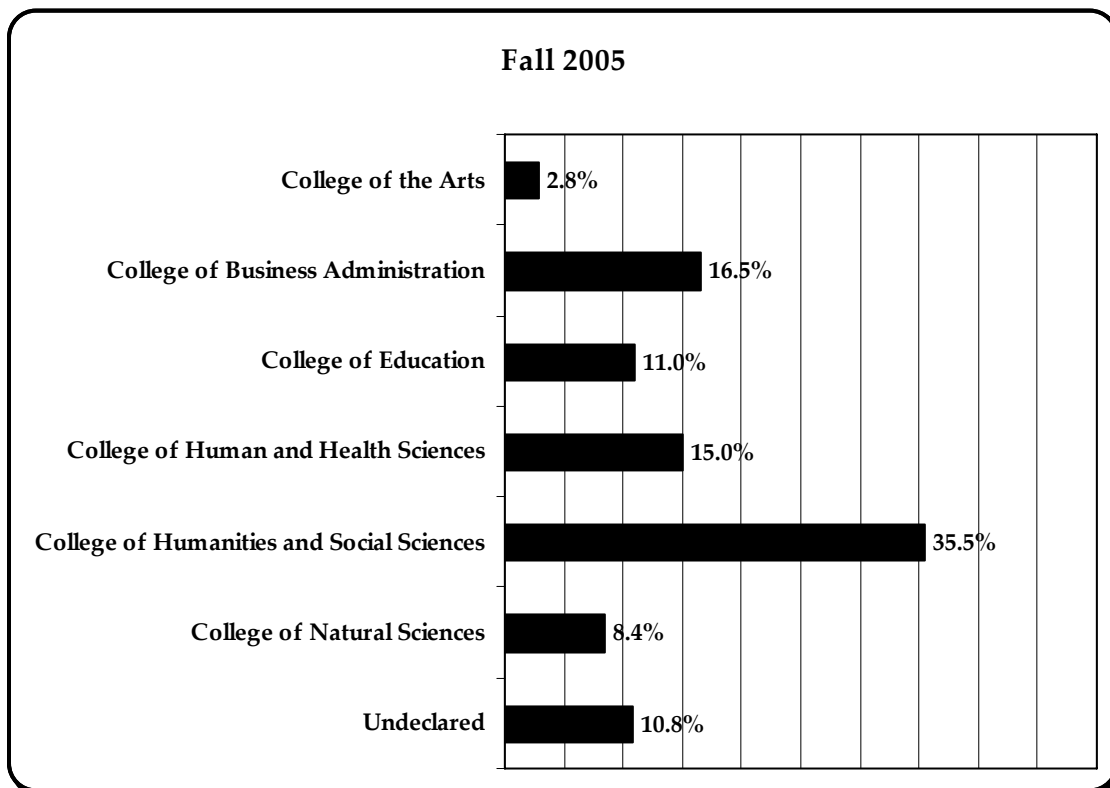
(Continued on next page)

# ENROLLMENT

FALL 2005				
College	Degree Program	UG	GR	Total
	Sociology	206		206
	Spanish	64		64
	<b>Total CHSS</b>	<b>2,683</b>	<b>202</b>	<b>2,885</b>
<b>College of Natural Sciences</b>	Biological Sciences	384		384
	Chemistry	63		63
	Cognitive Studies	4		4
	Computer Science	85		85
	Geology	17		17
	Marine Sciences		4	4
	Mathematics	105		105
	Physical Sciences	3		3
	Physics	19		19
	<b>Total CNS</b>	<b>680</b>	<b>4</b>	<b>684</b>
<b>Undeclared</b>	<b>Total Undeclared</b>	<b>491</b>	<b>387</b>	<b>878</b>

Source: CSU ERSS Statistical Extract; Degree details are from CSU Stanislaus Banner student system data

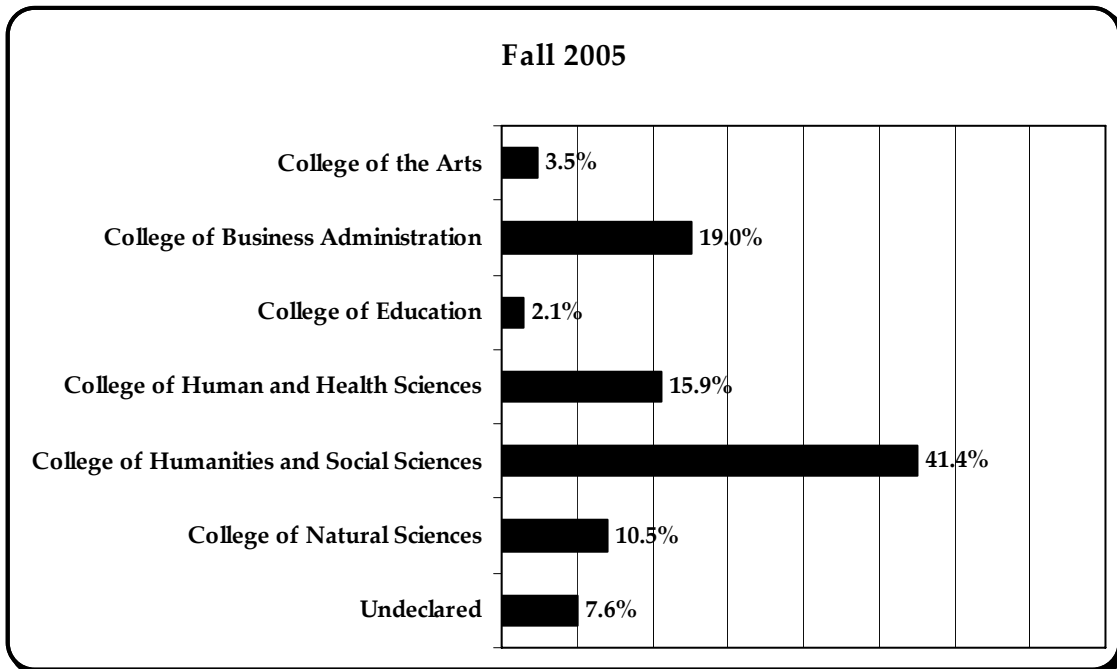
## Total Headcount Enrollment by College



Source: CSU ERSS Statistical Extract; Degree details are from CSU Stanislaus Banner student system data


# ENROLLMENT

## *Total Undergraduate Headcount Enrollment by College*



Source: CSU ERSS Statistical Extract; Degree details are from CSU Stanislaus Banner student system data

## *Total Graduate Headcount Enrollment by College*



Source: CSU ERSS Statistical Extract; Degree details are from CSU Stanislaus Banner student system data

# Degrees Awarded

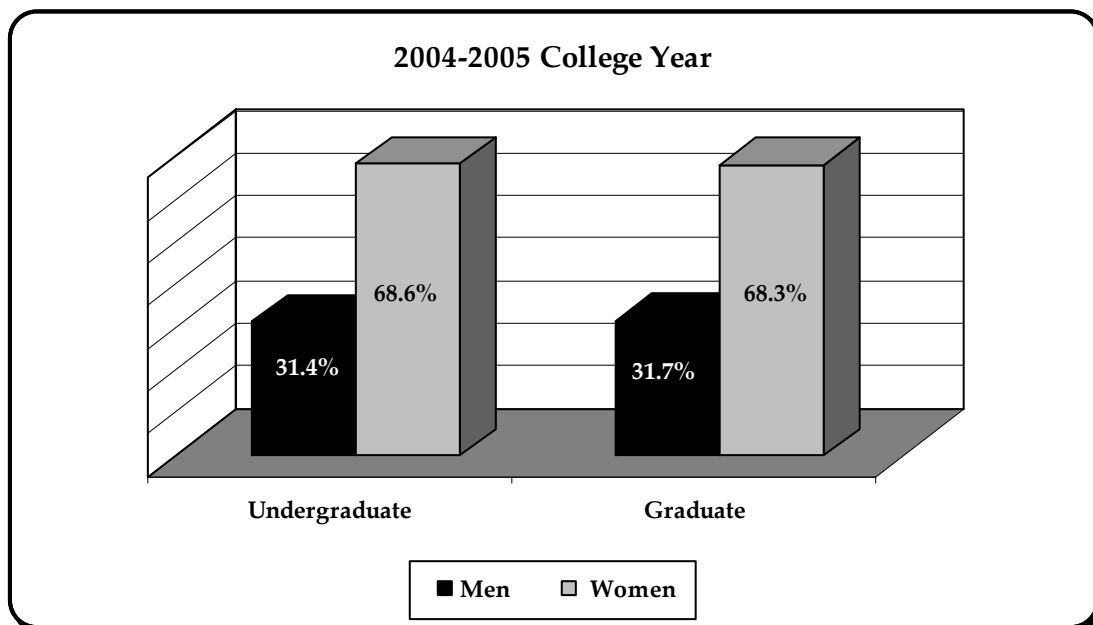
# DEGREES AWARDED

## Retention and Graduation Rates

Student Cohort	Freshmen Retention Rate	4-Year Grad Rate	6-Year Grad Rate	Still Enrolled at 6 years
Fall 1999	84.3%	21.3%	51.7%	6.6%
Fall 2004	81.3%			

Source: CSU ERSS Statistical Extract; CSU ERSD Statistical Extract  
 Student Cohort: First-time, full-time freshmen first enrolled in the semester indicated

## Degrees Awarded by Level and Gender



Source: CSU ERSD Statistical Extract  
 College Year: Summer, fall, winter, and spring term  
 Undergraduate: Baccalaureate degrees awarded; includes baccalaureate degrees awarded to post-baccalaureates seeking a second bachelors degree  
 Graduate: Master's degrees awarded

# DEGREES AWARDED

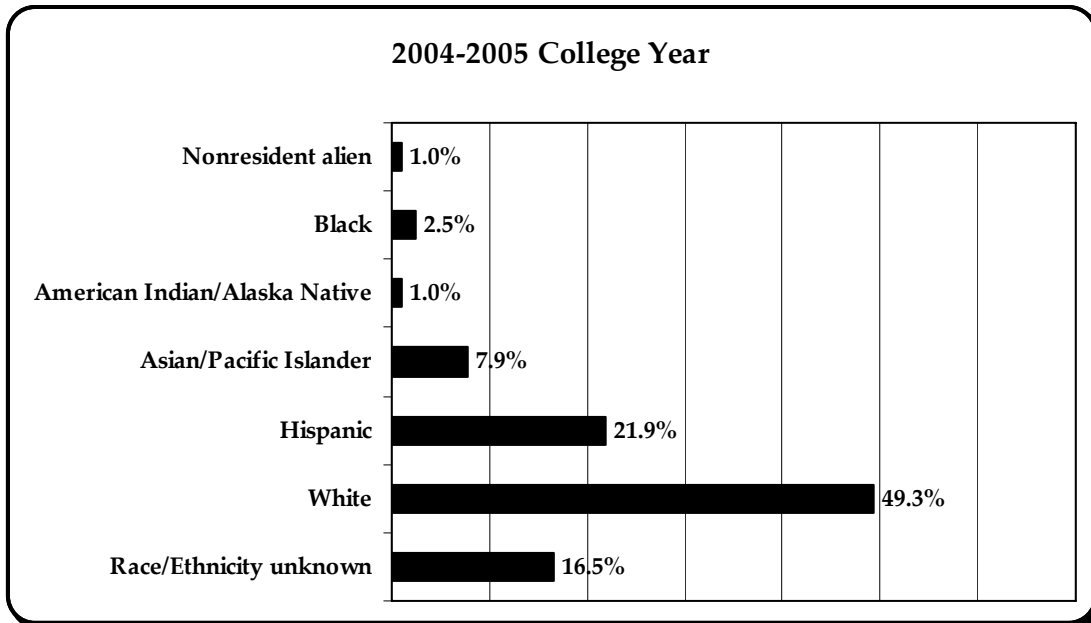
## *Degrees Awarded by Gender and Race/Ethnicity*

		2004-2005 College Year		
		Undergraduate	Graduate	Total
<b>Men</b>	Nonresident alien	4	1	5
	Black	9	1	10
	American Indian/Alaska Native	6	1	7
	Asian/Pacific Islander	41	8	49
	Hispanic	100	6	106
	White	211	38	249
	Race/Ethnicity unknown	85	9	94
	<b>Total Men</b>	<b>456</b>	<b>64</b>	<b>520</b>
<b>Women</b>	Nonresident alien	9	3	12
	Black	22	9	31
	American Indian/Alaska Native	6	3	9
	Asian/Pacific Islander	71	10	81
	Hispanic	234	22	256
	White	492	75	567
	Race/Ethnicity unknown	164	16	180
	<b>Total Women</b>	<b>998</b>	<b>138</b>	<b>1,136</b>
<b>Total Students</b>		<b>1,454</b>	<b>202</b>	<b>1,656</b>

Source: CSU ERSD Statistical Extract

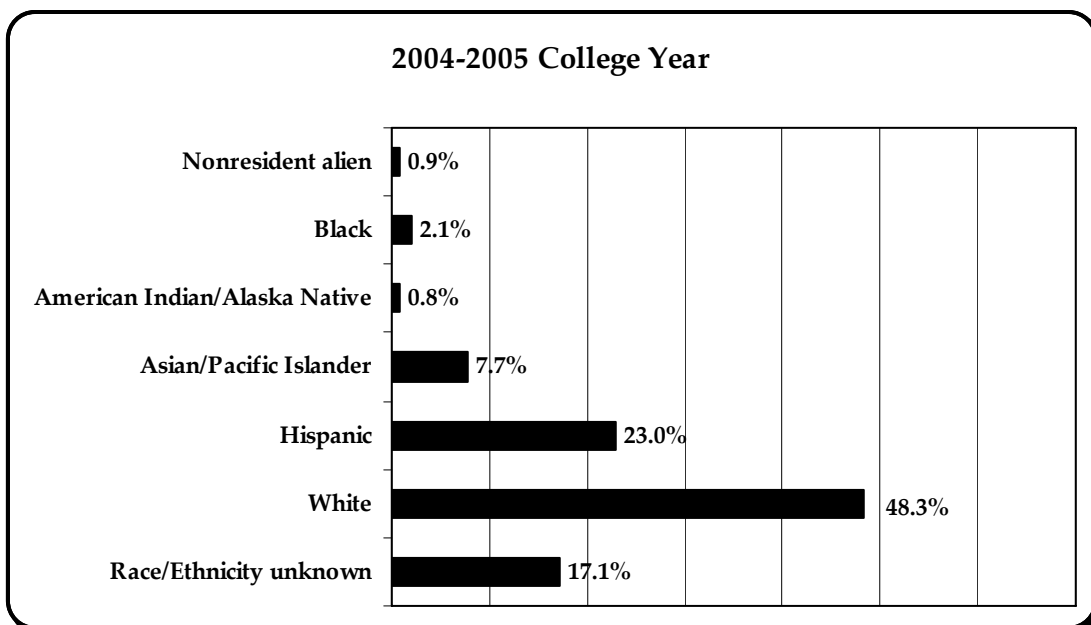
# DEGREES AWARDED

## *All Degrees Awarded by Race/Ethnicity*



Source: CSU ERSD Statistical Extract

## *Undergraduate Degrees Awarded by Race/Ethnicity*

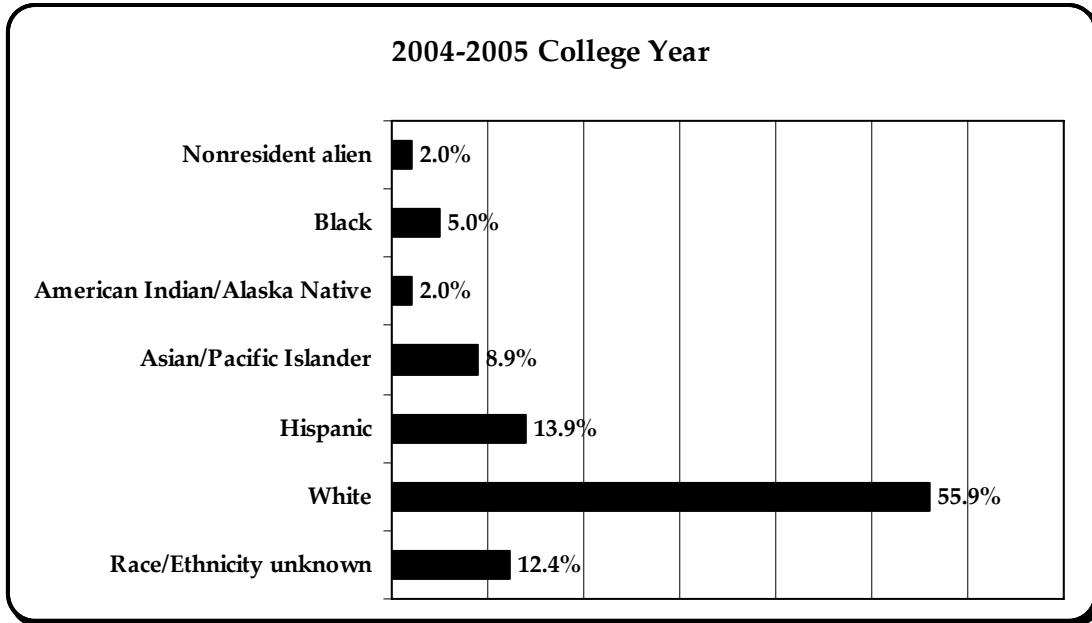


Source: CSU ERSD Statistical Extract



# DEGREES AWARDED

## *Graduate Degrees Awarded by Race/Ethnicity*



Source: CSU ERSD Statistical Extract

# DEGREES AWARDED

## *Degrees Awarded by Level, College, and Degree Program*

2004-2005 College Year				
College	Degree Program	UG	GR	Total
<b>College of the Arts</b>	Art	16		16
	Art (Studio/Performance)	4		4
	Music	8		8
	Music (Professional Performance)	8		8
	Theatre Arts	10		10
	<b>Total COA</b>		<b>46</b>	<b>0</b>
<b>College of Business Administration</b>	Applied Studies	8		8
	Business Administration	227	38	265
	Computer Information Systems	40		40
	<b>Total CBA</b>	<b>275</b>	<b>38</b>	<b>313</b>
<b>College of Education</b>	Education		66	66
	Physical Education	35		35
	<b>Total COE</b>	<b>35</b>	<b>66</b>	<b>101</b>
<b>College of Human and Health Sciences</b>	Child Development	38		38
	Nursing	56		56
	Psychology	116	13	129
	Social Work		39	39
	<b>Total CHHS</b>	<b>210</b>	<b>52</b>	<b>262</b>
<b>College of Humanities and Social Sciences</b>	Agricultural Studies	10		10
	Anthropology	9		9
	Communication Studies	51		51
	Criminal Justice	104	1	105
	Economics	11		11
	English	48	19	67
	Geography	4		4
	History	35	7	42
	Interdisciplinary Studies/Special Major	4	4	8
	Liberal Studies	347		347
	Philosophy	2		2
	Political Science	36		36
	Public Administration		13	13
	Social Sciences	40		40
	Sociology	67		67
	Spanish	14		14
<b>Total CHSS</b>	<b>782</b>	<b>44</b>	<b>826</b>	

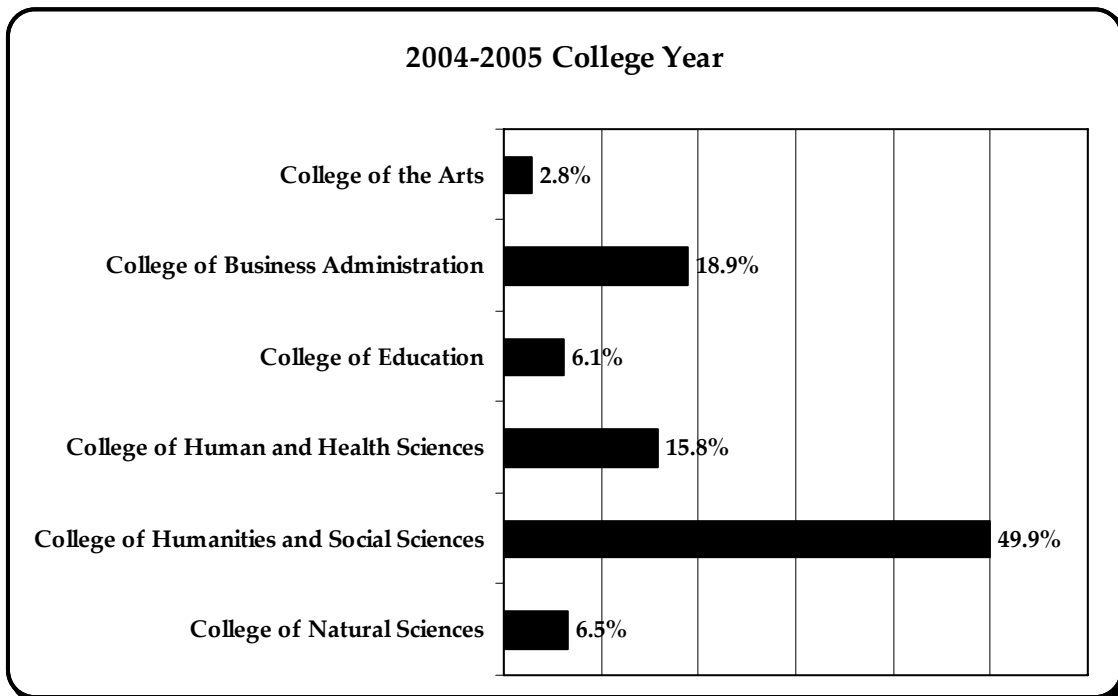
(Continued on next page)

# DEGREES AWARDED

2004-2005 College Year				
College	Degree Program	UG	GR	Total
College of Natural Sciences	Biological Sciences	54		54
	Chemistry	5		5
	Cognitive Studies	3		3
	Computer Science	15		15
	Geology	4		4
	Marine Sciences		2	2
	Mathematics	23		23
	Physical Sciences			
	Physics	2		2
	<b>Total CNS</b>		<b>106</b>	<b>2</b>
<b>Total</b>		<b>1,454</b>	<b>202</b>	<b>1,656</b>

Source: CSU ERSD Statistical Extract; Degree details are from CSU Stanislaus internal Banner student system data

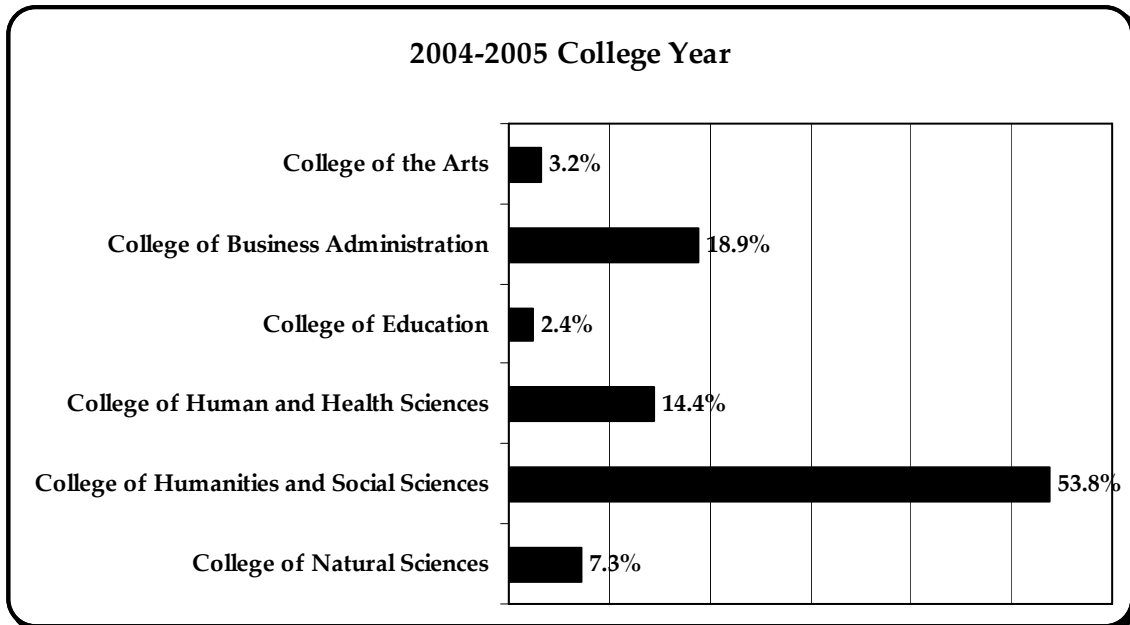
## *Distribution of All Degrees Awarded by College*



Source: CSU ERSD Statistical Extract; Degree details are from CSU Stanislaus internal Banner student system data

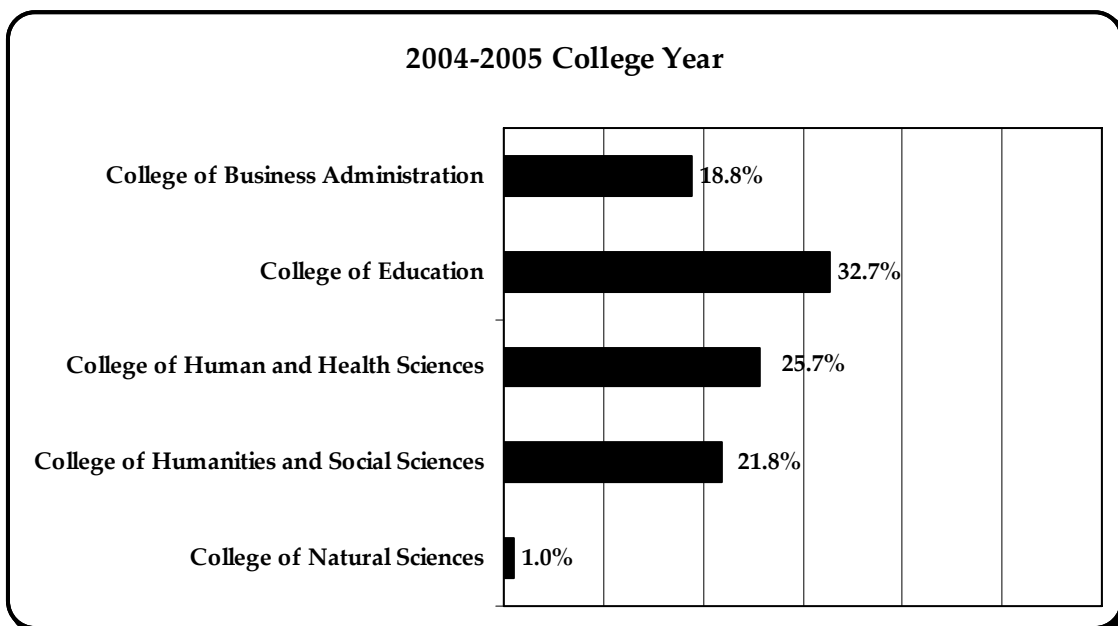
# DEGREES AWARDED

## *Distribution of Undergraduate Degrees Awarded by College*



Source: CSU ERSD Statistical Extract; Degree details are from CSU Stanislaus internal Banner student system data

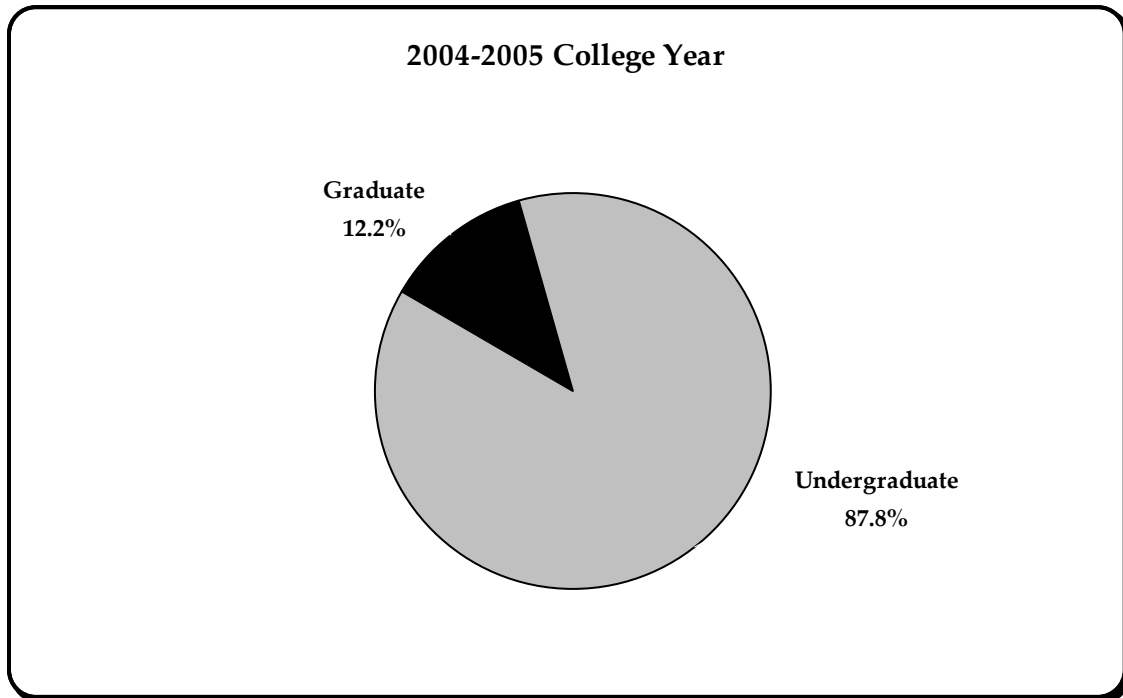
## *Distribution of Graduate Degrees Awarded by College*



Source: CSU ERSD Statistical Extract; Degree details are from CSU Stanislaus internal Banner student system data

# DEGREES AWARDED

## *Distribution of Degrees Awarded by Level*



Source: CSU ERSD Statistical Extract; Degree details are from CSU Stanislaus internal Banner student system data

# DEGREES AWARDED

## *Credentials Recommended*

The California Commission on Teacher Credentialing (CCTC) awards credentials and certificates to post-baccalaureate students who complete teacher programs that meet Standards for Educator Preparation and Standards for Educator Competence. The table below list the annual number of credentials the CCTC granted to CSU Stanislaus students that completed programs for single-subject, multiple-subject, or special education credentials.

2004-2005 College Year		
Subject	Type	Count
<b>Administrative Services</b>	Internship	19
	Certificate of Eligibility	35
	Preliminary	36
	Professional Clear	13
	<b>Total</b>	<b>103</b>
<b>Education Specialist</b>	Internship	3
	Preliminary	16
	Professional Clear	27
	<b>Total</b>	<b>46</b>
<b>Multiple Subject</b>	Internship	42
	Preliminary	217
	Professional Clear	415
	<b>Total</b>	<b>674</b>
<b>Pupil Personnel Services</b>	Professional Clear	17
	<b>Total</b>	<b>17</b>
<b>Single Subject</b>	Internship	48
	Preliminary	99
	Professional Clear	65
	CLAD Certifications	1
	<b>Total</b>	<b>213</b>
<b>Total Credentials Recommended</b>		<b>1,053</b>

Source: California State University, Office of the Chancellor, [www.calstate.edu](http://www.calstate.edu)

# Faculty

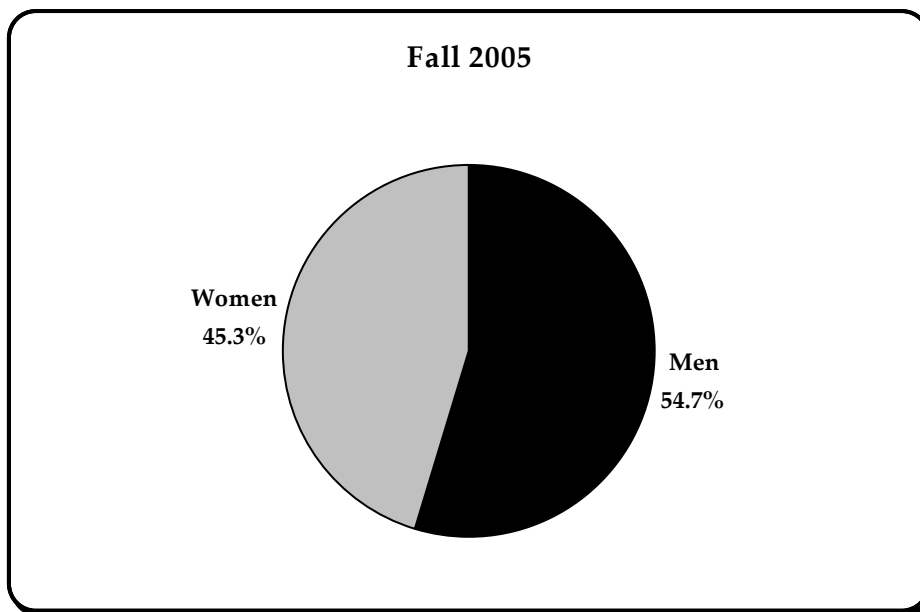
# FACULTY

## *Full-Time Faculty by Gender and Race/Ethnicity*

Fall 2005			
Race/Ethnicity	Men	Women	Total
Nonresident alien	4	3	7
Black	5	3	8
American Indian/Alaska Native	2	3	5
Asian/Pacific Islander	10	16	26
Hispanic	8	10	18
White	118	93	211
Race/Ethnicity unknown	9	1	10
<b>Grand Total</b>	<b>156</b>	<b>129</b>	<b>285</b>

Source: CSU B40 CIRS Statistical Report

## *Full-Time Faculty by Gender*

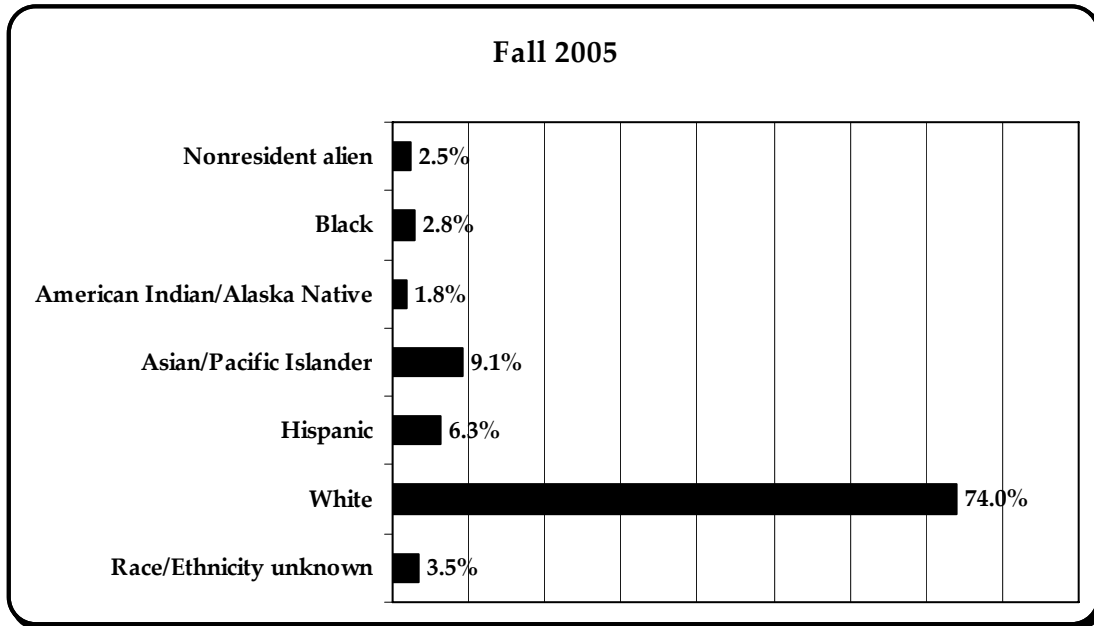


Source: CSU B40 CIRS Statistical Report



# FACULTY

## *Full-Time Faculty by Race/Ethnicity*



Source: CSU B40 CIRS Statistical Report

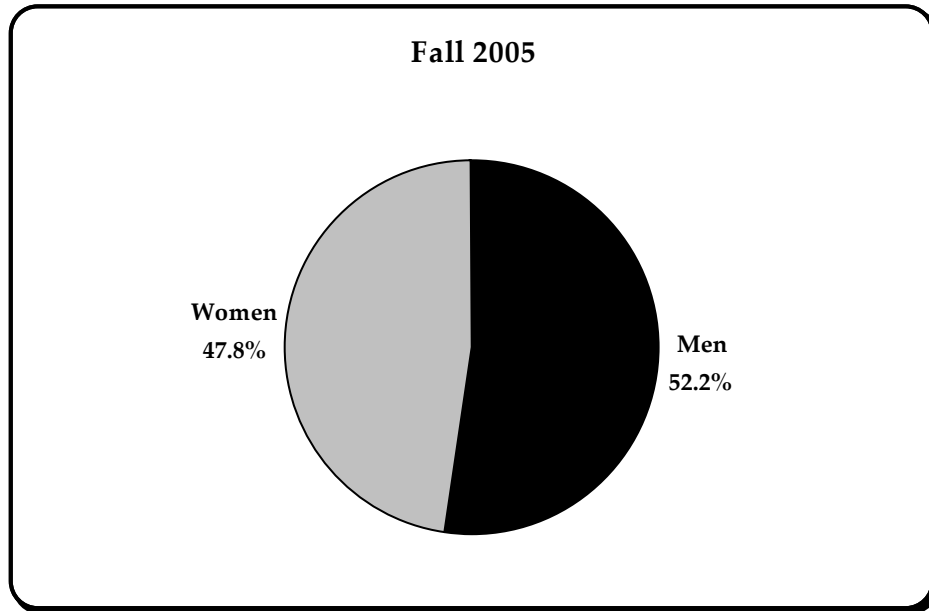
## *Part-Time Faculty by Gender and Race/Ethnicity*

<b>Fall 2005</b>			
<b>Race/Ethnicity</b>	<b>Men</b>	<b>Women</b>	<b>Total</b>
Nonresident alien	1		1
Black	4		4
American Indian/Alaska Native	1		1
Asian/Pacific Islander	10	4	14
Hispanic	7	6	13
White	74	79	153
Race/Ethnicity unknown	8	7	15
<b>Grand Total</b>	<b>105</b>	<b>96</b>	<b>201</b>

Source: CSU B40 CIRS Statistical Report

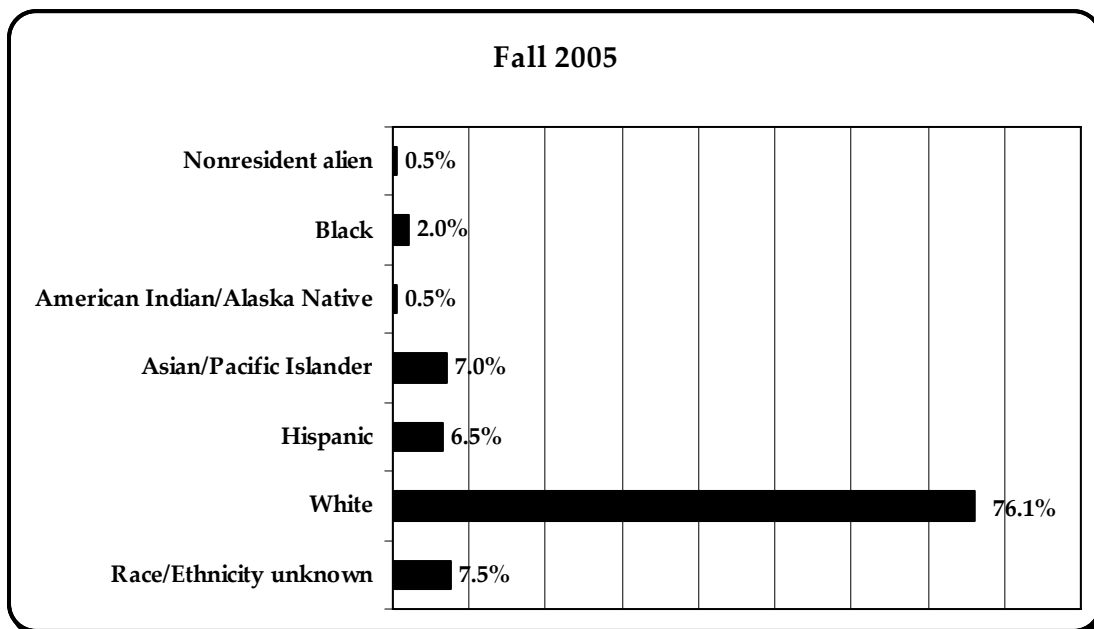
# FACULTY

## *Part-Time Faculty by Gender*



Source: CSU B40 CIRS Statistical Report

## *Part-Time Faculty by Race/Ethnicity*



Source: CSU B40 CIRS Statistical Report

# STAFF

## Staff

# STAFF

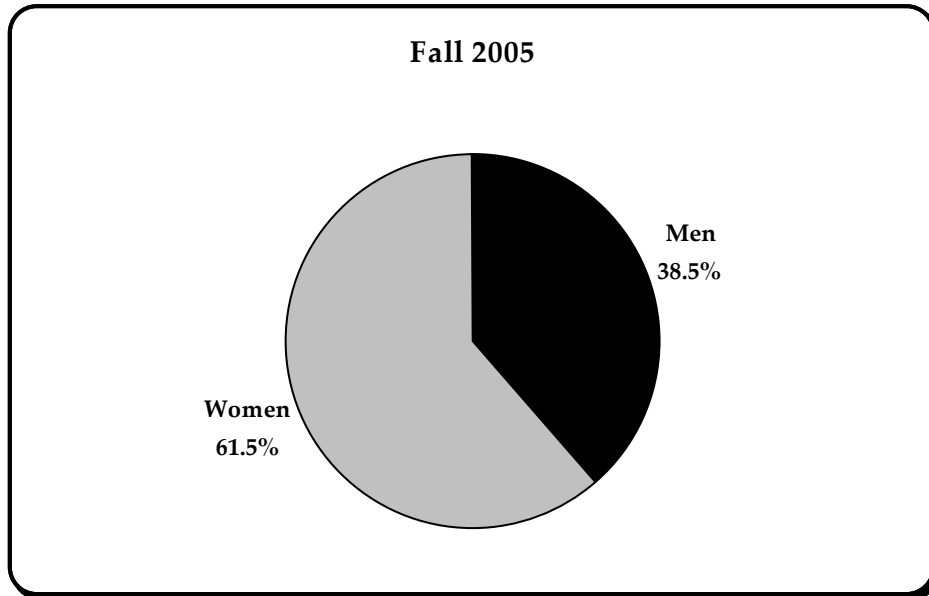
## Full-Time Staff by Classification, Gender, and Race/Ethnicity

		Fall 2005						Total Staff
		Executive/Administrative/Managerial	Other Professionals	Technical/Paraprofessionals	Clerical/Secretarial	Skilled Crafts	Service/ Maintenance	
<b>Men</b>	Nonresident alien						1	1
	Black		5				1	6
	American Indian/Alaska Native		2			2		4
	Asian/Pacific Islander		3	3	1	1		8
	Hispanic	1	12	3	3	7	13	39
	White	9	56	12	5	13	6	101
	Race/Ethnicity unknown	1	1	2				4
	<b>Total Men</b>	<b>11</b>	<b>79</b>	<b>20</b>	<b>9</b>	<b>23</b>	<b>21</b>	<b>163</b>
<b>Women</b>	Nonresident alien		1				1	2
	Black	2	5	2	3			12
	American Indian/Alaska Native		1		4			5
	Asian/Pacific Islander	1	7	4	4		1	17
	Hispanic	1	11	14	8		4	38
	White	8	61	26	78		8	181
	Race/Ethnicity unknown		2		2		1	5
	<b>Total Women</b>	<b>12</b>	<b>88</b>	<b>46</b>	<b>99</b>	<b>0</b>	<b>15</b>	<b>260</b>
<b>Total Full-Time Staff</b>		<b>23</b>	<b>167</b>	<b>66</b>	<b>108</b>	<b>23</b>	<b>36</b>	<b>423</b>

Source: CSU B40 CIRS Statistical Report

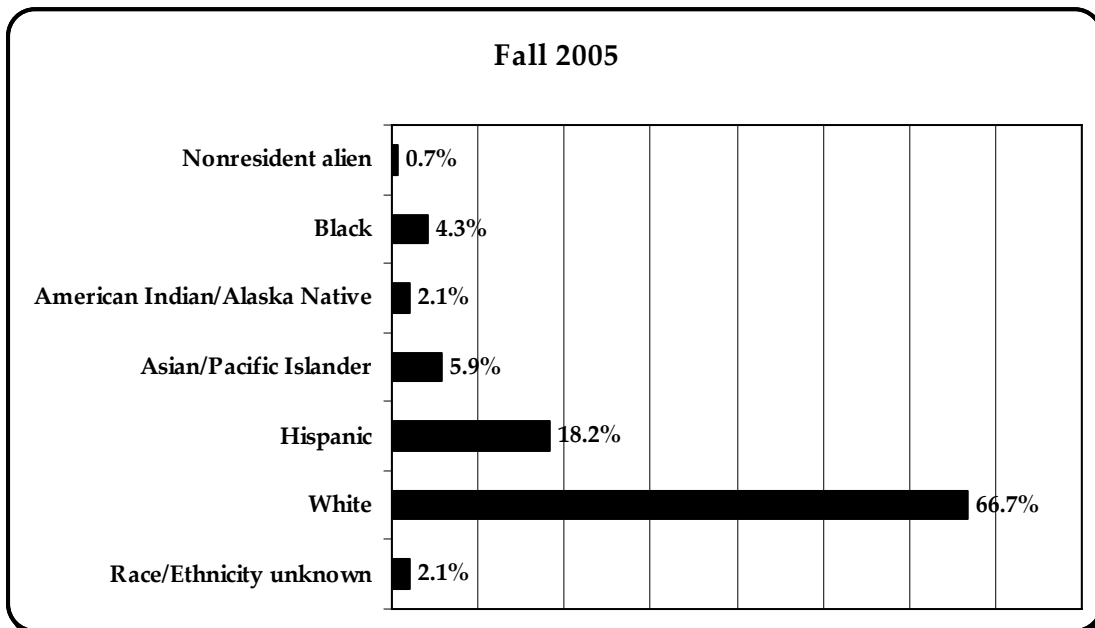
# STAFF

## Full-Time Staff by Gender



Source: CSU B40 CIRS Statistical Report

## Full-Time Staff by Race/Ethnicity



Source: CSU B40 CIRS Statistical Report

# STAFF

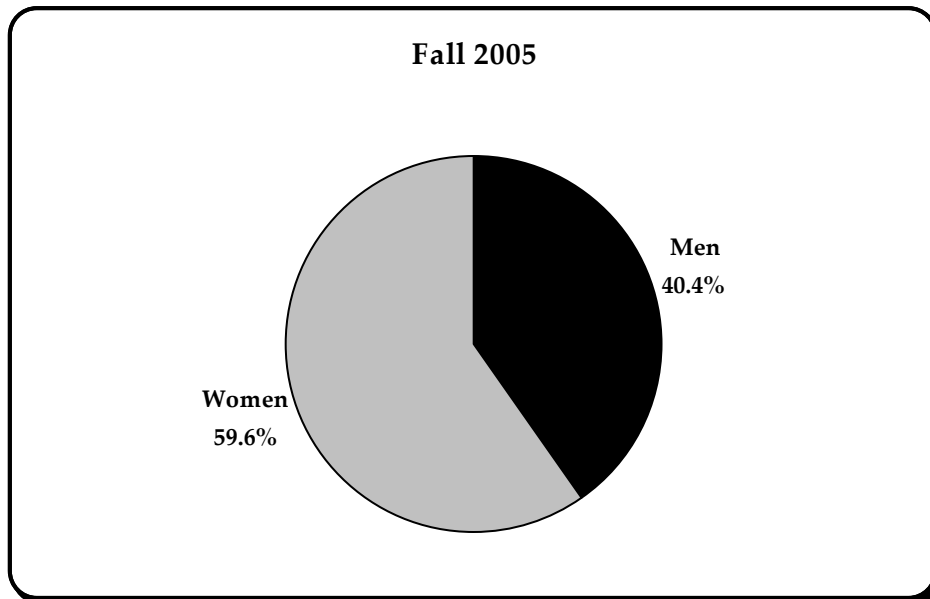
## Part-Time Staff by Classification, Gender, and Race/Ethnicity

		Fall 2005						
		Executive/Administrative/Managerial	Other Professionals	Technical/Paraprofessionals	Clerical/Secretarial	Skilled Crafts	Service/ Maintenance	Total Staff
Men	Nonresident alien							
	Black		1					1
	American Indian/Alaska Native							
	Asian/Pacific Islander		2					2
	Hispanic		1		1			2
	White	2	8	5				15
	Race/Ethnicity unknown		1					1
	<b>Total Men</b>	<b>2</b>	<b>13</b>	<b>5</b>	<b>1</b>	<b>0</b>	<b>0</b>	<b>21</b>
Women	Nonresident alien							
	Black				1			1
	American Indian/Alaska Native				1			1
	Asian/Pacific Islander			1	1			2
	Hispanic		2		3			5
	White		11		10			21
	Race/Ethnicity unknown				1			1
	<b>Total Women</b>	<b>0</b>	<b>13</b>	<b>1</b>	<b>17</b>	<b>0</b>	<b>0</b>	<b>31</b>
<b>Total Part-Time Staff</b>		<b>2</b>	<b>26</b>	<b>6</b>	<b>18</b>	<b>0</b>	<b>0</b>	<b>52</b>

Source: CSU B40 CIRS Statistical Report

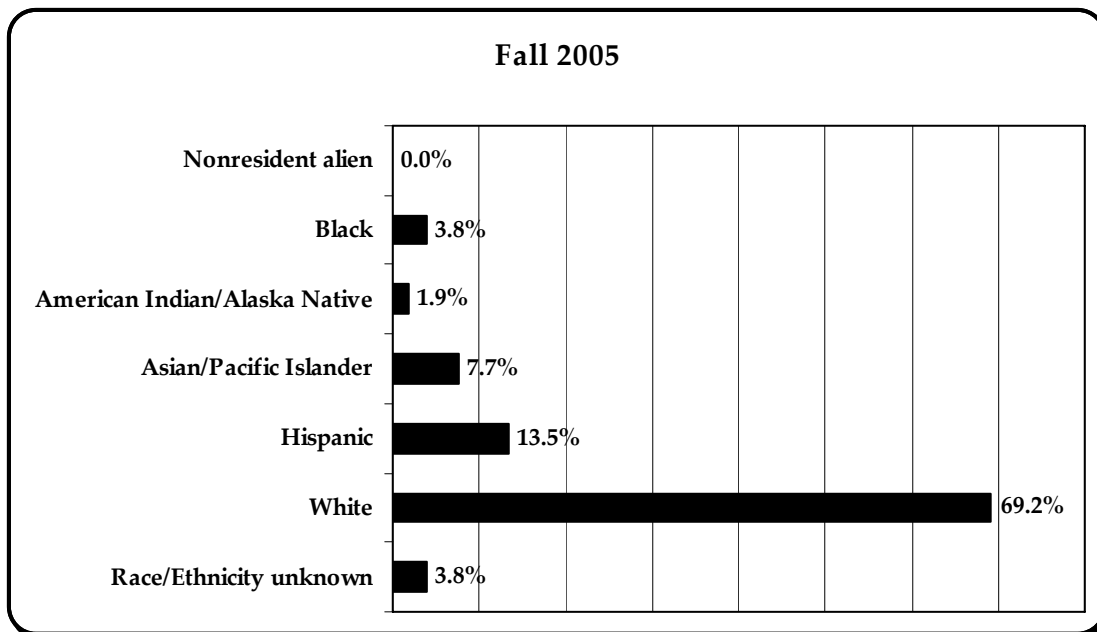
# STAFF

## *Part-Time Staff by Gender*



Source: CSU B40 CIRS Statistical Report

## *Part-Time Staff by Race/Ethnicity*



Source: CSU B40 CIRS Statistical Report






# **Maps and Contact Information**

# MAPS AND CONTACT INFORMATION

*Turlock Campus Map*



- |  |   |  |
|--|---|--|
| <b>A</b> ..... Art Building  | <b>DBH/P</b> ... Demergasso-Bava Hall/<br>Professional Schools Building (P) | <b>SD</b> ..... South Dining Room                            |
| <b>AM</b> ..... Amphitheatre   | <b>EV</b> ..... Event Center  | <b>SF</b> ..... Soccer Field                                 |
| <b>B</b> ..... Kiya Bookstore  | <b>F</b> ..... Field House  | <b>SRH</b> ..... Bemell & Flora Snider<br>Music Recital Hall |
| <b>BF</b> ..... Baseball Field   | <b>FDC</b> ..... John Stuart Rogers Faculty<br>Development Center           | <b>SS</b> ..... Student Services Building                    |
| <b>BFD</b> ..... Biology Field Site Support Dome                         | <b>G</b> ..... Gymnasium  | <b>T</b> ..... Field House Annex                             |
| <b>BH/C</b> ..... Dorothy & Bill Bizzini Hall/<br>Classroom Building (C) | <b>GR</b> ..... Golf Range  | <b>TC</b> ..... Tennis Courts                                |
| <b>CDC</b> ..... Child Development Center                                | <b>HC</b> ..... Health Center   | <b>TP</b> ..... Teague Park                                  |
| <b>CP</b> ..... Campus Police/Parking Services                           | <b>IC</b> ..... Innovative Center   | <b>TR</b> ..... Track  |
| <b>CX</b> ..... Classroom Annex  | <b>L</b> ..... Vasché Library Building                                      | <b>U</b> ..... University Union Building                     |
| <b>CY</b> ..... Corporation Yard   | <b>LT</b> ..... Learning and Technology Training Center                     | <b>WF</b> ..... Warrior Fitness Center                       |
| <b>D</b> ..... Drama Building  |   |  |
- 
- |  |   |
|--|---|
| <b>M</b> ..... Music Building  | <b>ND</b> ..... North Dining Room         |
| <b>MDH</b> ..... Main Dining Hall  | <b>O</b> ..... Observatory                |
| <b>MSR</b> ..... Mary Stuart Rogers Educational<br>Services Gateway Building | <b>P</b> ..... Pergola                    |
|  | <b>Q</b> ..... Quad                       |
|  | <b>RLV</b> ..... Residential Life Village |
|  | <b>S</b> ..... Science Building           |
|  | <b>S-II</b> ..... Science II Building     |
|  | <b>SB</b> ..... Softball Field            |



# MAPS AND CONTACT INFORMATION

## *Contact Information*

**General Information:** (209) 667-3122  
**University Web site:** [www.csustan.edu](http://www.csustan.edu)

### **Admissions**

Main Phone: (209) 667-3152  
Toll-free (in California): (800) 300-7420  
Fax: (209) 667-3788  
Email: [Outreach\\_Help\\_Desk@csustan.edu](mailto:Outreach_Help_Desk@csustan.edu)

### **Alumni Council**

Main Phone: (209) 664-6775

### **Athletics**

Main Phone: (209) 664-4295  
Fax: (209) 667-3084  
Warrior Sports Hotline: (209) 667-3174

### **University Advancement**

Main Phone: (209) 667-3131

### **Graduate School**

Main Phone: (209) 667-3129

### **Library**

Main Phone: (209) 667-3234

### **Student Activities Office**

Main Phone: (209) 667-3778

### **CSU Stanislaus-Stockton**

612 East Magnolia Street  
Stockton, CA 95202  
Main Phone: (209) 467-5300  
Fax: (209) 467-5333

### **Financial Aid**

Main Phone: (209) 667-3336  
Fax: (209) 664-7064  
Email: [Financial\\_Aid@csustan.edu](mailto:Financial_Aid@csustan.edu)

### **Student Outreach and Recruitment**

Main Phone: (209) 667-3070  
Fax: (209) 667-3394  
Email: [Outreach\\_Help\\_Desk@csustan.edu](mailto:Outreach_Help_Desk@csustan.edu)

### **First Year Programs and Advising**

Main Phone: (209) 667-3304  
Fax: (209) 664-7032

### **Campus Tours**

Main Phone: (209) 667-3811  
Toll-free (in California): (800) 300-7420  
Fax: (209) 667-3394  
Web site:  
[www.csustan.edu/enrollmentservices/outreach/](http://www.csustan.edu/enrollmentservices/outreach/)  
Email: [CampusTours@csustan.edu](mailto:CampusTours@csustan.edu)