

About Chemicals

UC Chemicals is a cloud-based chemical inventory management tool developed with a researcher-centric approach. It allows easy tracking and maintenance of containers using a barcoding system. Chemical and safety information, such as hazard codes and first aid, are auto populated. The application enables users to create chemical networks to easily share chemicals while controlling access. UC Chemicals includes a complementary web application that works in sync with the mobile app and has additional features such as structure search and import/export capabilities.

Installing the UC Chemicals Application


For iOS users

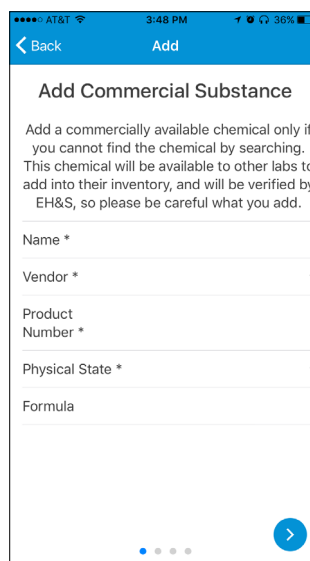
1. Navigate to the App Store
2. Search for UC Chemicals
3. Select **Install**
4. Launch the application
5. Select your campus
6. Log in with your campus credentials

For Android users

1. Navigate to the Google Play Store
2. Search for UC Chemicals
3. Select **Install**
4. Launch the application
5. Select your campus
6. Log in with your campus credentials


Adding a Commercial Substance (Mobile)

- Launch the app on your mobile device.
- If an add search returns no results, select the  icon.
- Select Add Commercial Substance and enter the required information: Chemical name, vendor, product ID and state.
 - For mixtures, toggle the Pure Compound on. Additional chemical components can be added (5 components maximum).
- The url for the vendor's catalog and additional comments can be included. Review your summary and select **Submit**. The chemical is now available to add to your inventory. **Note:** This process only creates a chemical detail page. You will need to add individual containers.



For more information about Chemicals, contact service@RiskandSafetySolutions.com

Adding a Commercial Substance (Desktop)

- If an add search returns no results, select the  icon.
- Select Add Commercial Substance and enter the required information: Chemical name, vendor, product ID and state.
 - Chemical components can be added for mixtures.
- The url for the vendor's catalog can be added, along with any comments. Review your summary, and if everything is correct, select **Submit**. The chemical will become available for you to add to your inventory.
Note: This process only creates a chemical detail page. You will still need to add individual containers.

Add a commercially available substance

Add a commercially available chemical only if you cannot find the chemical by searching. This chemical will be available to other labs to add into their inventory, and will be verified by EH&S ChemInformatics, so please be careful what you add.

Name *

Vendor *

Product Number * Physical State *

Link to manufacturer's site or msds

Comments to aid identification of this substance

Molecular Formula

CAS#

+ chemical component

Save Cancel