

Global Protect VPN Guide – Windows

What is VPN?

A virtual private network, or VPN, is an encrypted connection over the Internet from a device to a network. The encrypted connection helps ensure that sensitive data is safely transmitted. It prevents unauthorized people from eavesdropping on the traffic and allows the user to conduct work remotely.

When should a VPN be used?

A VPN should be used when remote access is needed to securely connect a device outside the campus.

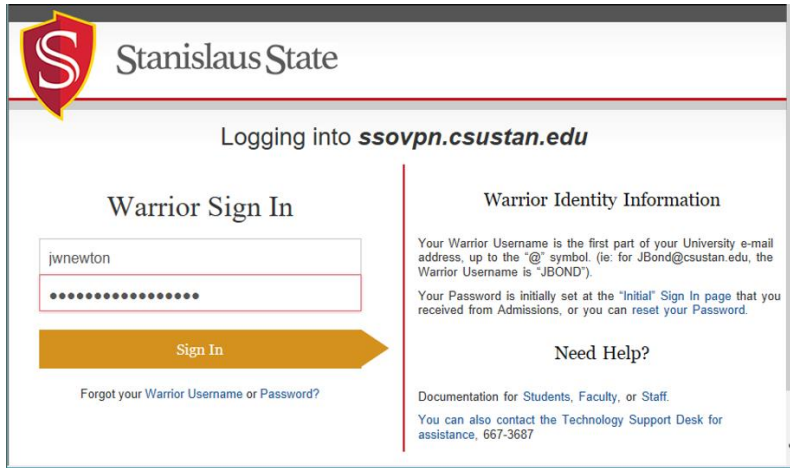
Important Note: You must be enrolled in the DUO system before attempting to use this VPN.

[DUO Enrollment Guide](#)

After successful DUO enrollment you can continue this guide.

This section is to download the Global Protect VPN client, you do not need to repeat this section after installation is complete. If you have the client installed from a previous deployment please uninstall before proceeding.

Visit: <https://ssovpn.csustan.edu> and login to the SSO-MFA system with your @csustan.edu account.



The image shows the Stanislaus State login page for ssovpn.csustan.edu. It features the Stanislaus State logo and the text "Logging into ssovpn.csustan.edu". The page is divided into two main sections: "Warrior Sign In" and "Warrior Identity Information".

Warrior Sign In

Username: jwnewton
Password: [Redacted]

Sign In

[Forgot your Warrior Username or Password?](#)

Warrior Identity Information

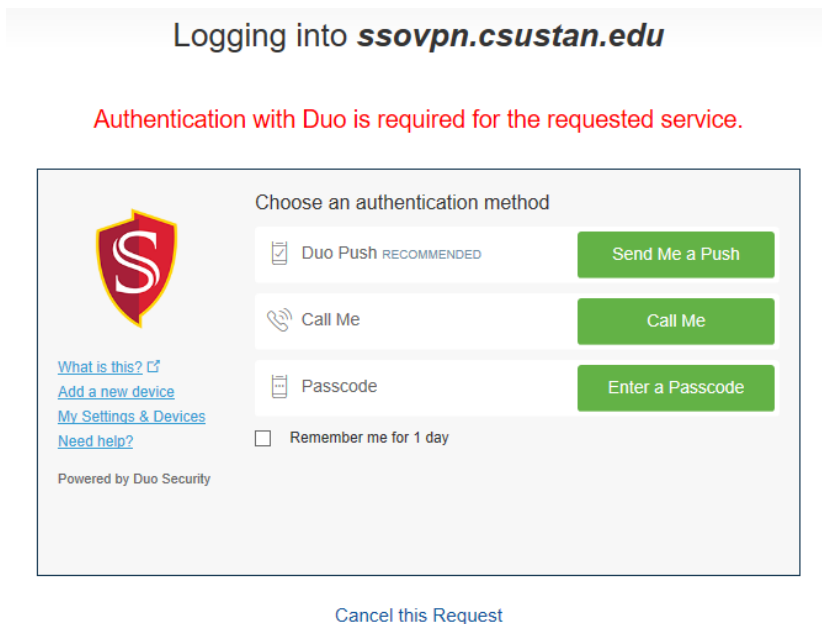
Your Warrior Username is the first part of your University e-mail address, up to the "@" symbol. (ie: for JBond@csustan.edu, the Warrior Username is "JBOND").

Your Password is initially set at the "Initial" Sign In page that you received from Admissions, or you can reset your Password.

Need Help?

Documentation for Students, Faculty, or Staff.
You can also contact the Technology Support Desk for assistance, 667-3687

You will be presented with a DUO authentication screen, complete the MFA request.



The image shows the Duo authentication screen for ssovpn.csustan.edu. It features the Stanislaus State logo and the text "Logging into ssovpn.csustan.edu". A red message states: "Authentication with Duo is required for the requested service."

Choose an authentication method

- Duo Push RECOMMENDED **Send Me a Push**
- Call Me **Call Me**
- Passcode **Enter a Passcode**

Remember me for 1 day

[What is this?](#) [Add a new device](#) [My Settings & Devices](#) [Need help?](#)

Powered by Duo Security

[Cancel this Request](#)

You will be redirected to the Global Protect Portal download page; download and install the client for your OS.

Download OS Client:

GlobalProtect Portal

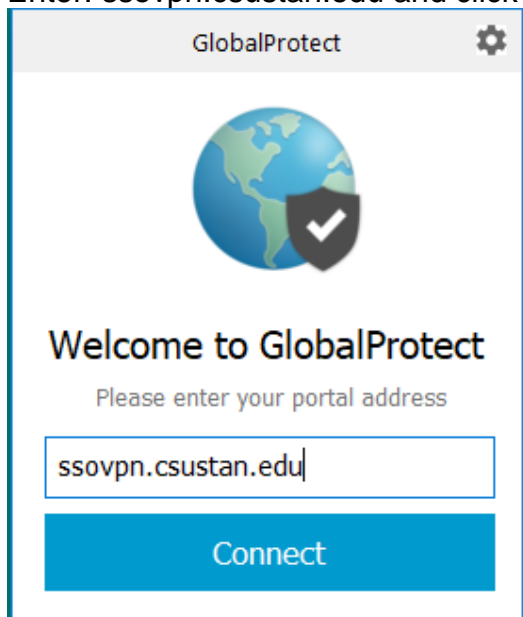
[Download Windows 32 bit GlobalProtect agent](#)
[Download Windows 64 bit GlobalProtect agent](#)
[Download Mac 32/64 bit GlobalProtect agent](#)

Windows 32 bit OS needs to download and install Windows 32 bit GlobalProtect agent.
Windows 64 bit OS needs to download and install Windows 64 bit GlobalProtect agent.
Mac OS needs to download and install Mac 32/64 bit GlobalProtect agent.


Configuration:

When you run the client the first time it will ask for portal address configuration, you only need to enter this once as it will save the address for future connections.

Enter: `ssovpn.csustan.edu` and click connect.



GlobalProtect




Welcome to GlobalProtect

Please enter your portal address

Connect

You will be prompted to login to Global Protect SSO-MFA system.

GlobalProtect Login

 Stanislaus State

Logging into **ssovpn.csustan.edu**

Warrior Sign In

jnewton

.....

Sign In

Forgot your Warrior Username or Password?

Warrior Identity Information

Your Warrior Username is the first part of your University e-mail address, up to the "@" symbol. (ie. for JBond@csustan.edu, the Warrior Username is "JBOND").

Your Password is initially set at the "Initial" Sign In page that you received from Admissions, or you can reset your Password.

Need Help?


Documentation for Students, Faculty, or Staff.

You can also contact the Technology Support Desk for assistance, 667-3687

You will be presented with a DUO authentication screen, complete the MFA request.

Logging into **ssovpn.csustan.edu**

Authentication with Duo is required for the requested service.

 Choose an authentication method

Duo Push RECOMMENDED

Call Me

Passcode

Remember me for 1 day

[What is this?](#) [Add a new device](#) [My Settings & Devices](#) [Need help?](#)

Powered by Duo Security

[Cancel this Request](#)

Once connected the client will appear as a colored globe in the system tray. The client appears greyed out when not connected.