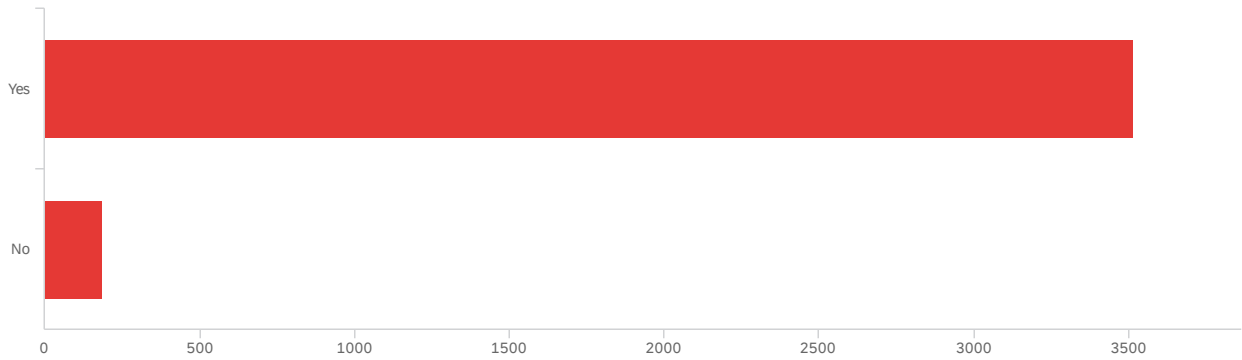


COVID-19 Student Survey - Final Report

Remote Learning Check-In Spring 2020

October 14, 2021 11:44 AM PDT

Q3 - Are you currently engaged in remote instruction (online classroom activities)?




#	Field	Choice Count
1	Yes	94.97% 3515
2	No	5.03% 186

3701

Showing rows 1 - 3 of 3

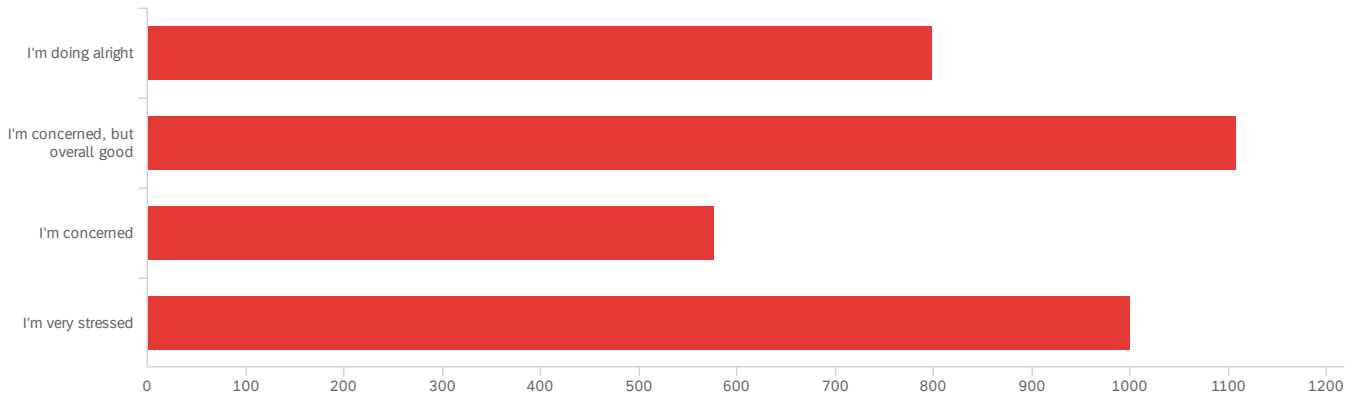
Q4 - Which of the following tool(s) do you have access to in order to participate in remote instruction? (Select all that apply.)



#	Field	Choice Count
1	Laptop/Desktop	22.38% 3395
3	Mobile phone	19.53% 2963
4	Reliable Internet/WiFi	18.91% 2868
5	Access to videoconference account (e.g., Zoom)	19.72% 2991
7	Access to Learning Management System (LMS) (e.g., Blackboard, Moodle)	19.47% 2953
		15170

Showing rows 1 - 6 of 6

Q5 - How are your stress levels with learning remotely with your classes, right now? Your feelings are valid, please share them with us.

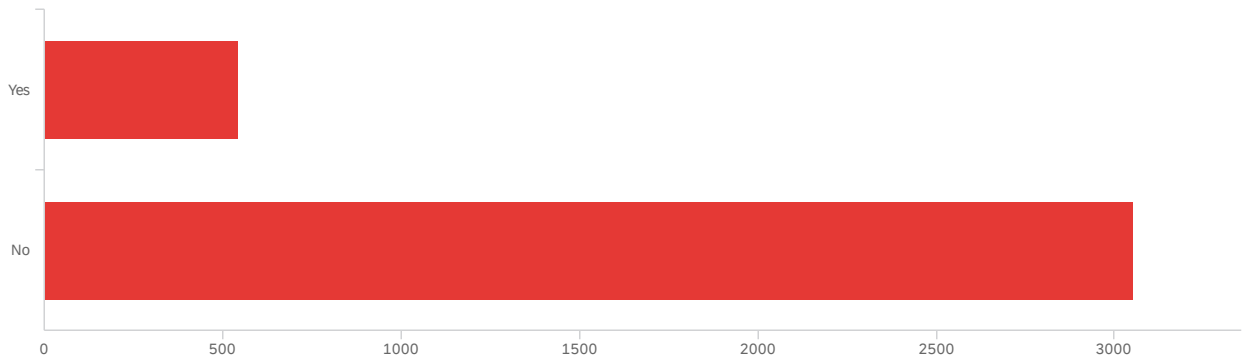


#	Field	Choice Count
1	I'm doing alright	22.93% 799
2	I'm concerned, but overall good	31.80% 1108
3	I'm concerned	16.56% 577
4	I'm very stressed	28.70% 1000

3484

Showing rows 1 - 5 of 5

Q8 - Are you having any issues with registration/advising for summer and/or fall?

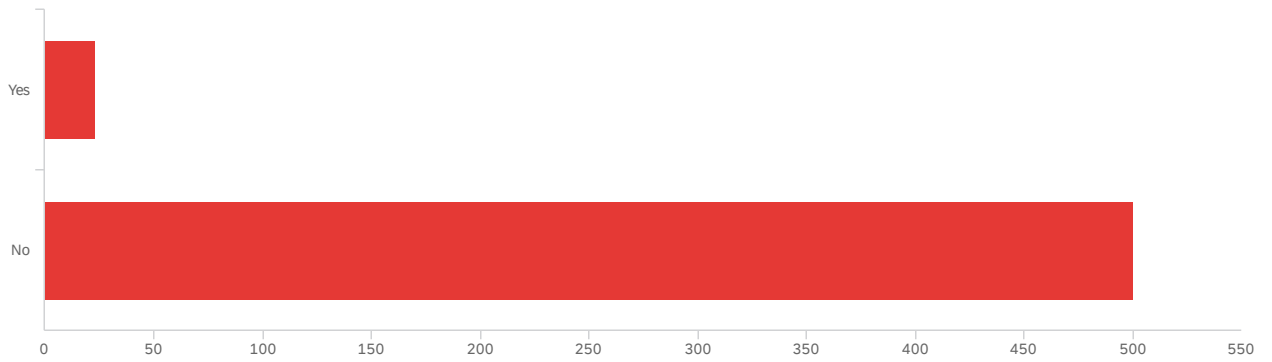


#	Field	Choice Count
1	Yes	15.08% 542
2	No	84.92% 3053

3595

Showing rows 1 - 3 of 3

Q10 - Do you need assistance identifying housing while campus is closed?



#	Field	Choice Count
1	Yes	4.40% 23
2	No	95.60% 500

523

Showing rows 1 - 3 of 3

Q11 - Select which of the listed University services you used prior to the campus closure, services you are currently using, and any you would like more information regarding accessing remotely.

#	Field	Used prior to campus closure	Currently using this service	Would like more information on using this service now	Total
1	Health Services	65.69% 1396	4.94% 105	29.36% 624	2125
2	Psychological Counseling Services	38.51% 531	7.03% 97	54.46% 751	1379
3	Disability Services	34.05% 221	8.78% 57	57.16% 371	649
4	Housing Assistance	40.78% 272	6.15% 41	53.07% 354	667
5	Emergency Funding Assistance	11.07% 128	20.59% 238	68.34% 790	1156
6	Food Assistance (e.g., Warrior food pantry)	55.44% 673	7.83% 95	36.74% 446	1214
7	Tutoring	53.50% 635	6.15% 73	40.35% 479	1187
8	Writing Center	54.86% 576	4.76% 50	40.38% 424	1050
9	Supplemental Instruction	42.96% 369	10.83% 93	46.22% 397	859
10	Career and Professional Development	35.70% 372	4.99% 52	59.31% 618	1042
11	Academic Success Center (General Education, Undeclared, Pre-Nursing)	51.60% 645	11.76% 147	36.64% 458	1250
12	Other (EOP, Freshmen Success, Project Rebound, Promise Scholars, SSS)	44.04% 425	16.68% 161	39.27% 379	965

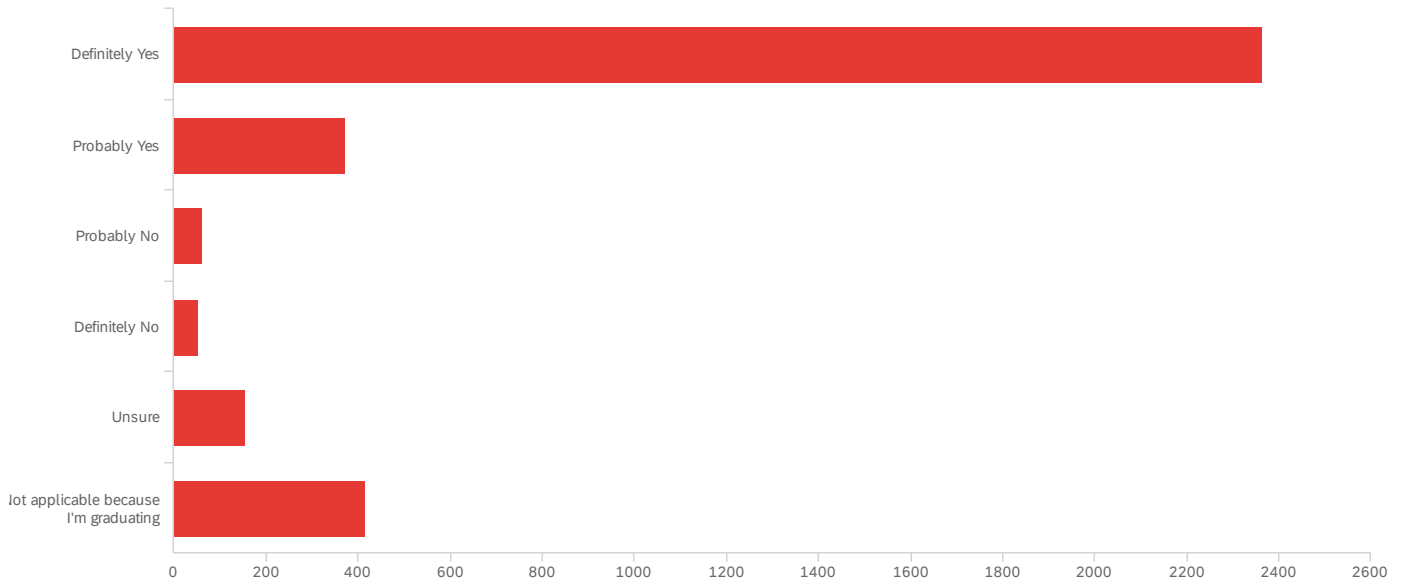
Showing rows 1 - 12 of 12

Q13 - Given the changes at Stanislaus State caused by the spread of COVID-19, how often do you worry about the following?

#	Field	Never		Almost Never		Sometimes		Often		Very Often		Total
1	Losing friendships and social connections now that classes are online	24.12%	827	15.34%	526	32.23%	1105	16.30%	559	12.02%	412	3429
2	Accessing and successfully using the technology needed for your online classes	18.02%	617	18.49%	633	33.35%	1142	16.85%	577	13.29%	455	3424
3	Having access to health care	30.80%	1050	22.76%	776	24.99%	852	12.17%	415	9.27%	316	3409
4	Paying your bills (e.g., tuition, loans, rent, internet access, medical)	12.88%	441	11.33%	388	27.12%	929	21.28%	729	27.39%	938	3425
5	Having a safe and secure place to sleep every night	72.03%	2462	14.45%	494	6.35%	217	2.57%	88	4.59%	157	3418
6	Having enough to eat day-to-day	57.19%	1956	18.98%	649	14.50%	496	4.82%	165	4.50%	154	3420
7	Losing a job or internship	32.89%	1123	12.57%	429	22.67%	774	14.38%	491	17.49%	597	3414
8	Finding a job or Internship	20.57%	704	8.04%	275	25.37%	868	19.40%	664	26.62%	911	3422
9	Other (please specify):	66.00%	598	2.65%	24	2.98%	27	5.19%	47	23.18%	210	906

Showing rows 1 - 9 of 9

Q15 - Do you intend to return to Stanislaus State next fall to continue and/or complete your education?



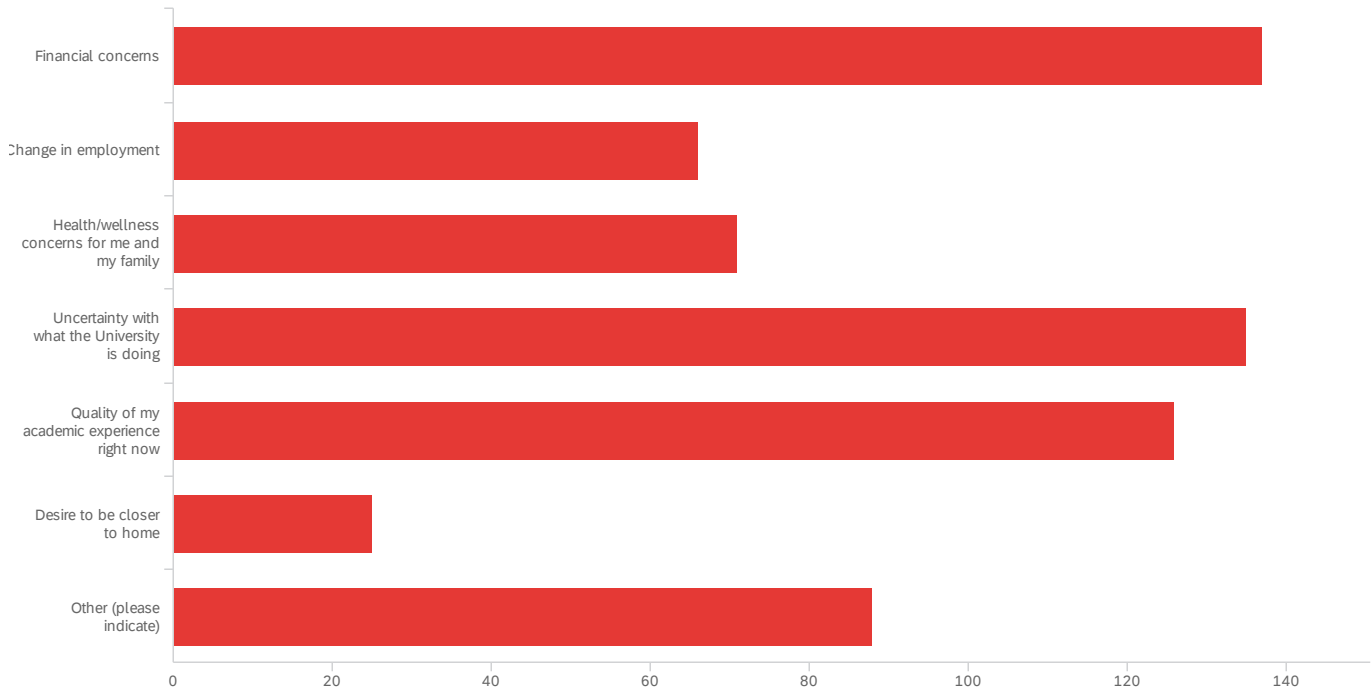
#	Field	Choice Count
1	Definitely Yes	69.06% 2364
2	Probably Yes	10.90% 373
3	Probably No	1.78% 61
4	Definitely No	1.55% 53
5	Unsure	4.53% 155
6	Not applicable because I'm graduating	12.18% 417

3423

Showing rows 1 - 7 of 7

Q16 - Which of the following factors are having an influence on your thoughts about

whether or not to return to Stanislaus State this coming fall? (Select all that apply.)



#	Field	Choice Count
1	Financial concerns	21.14% 137
2	Change in employment	10.19% 66
3	Health/wellness concerns for me and my family	10.96% 71
4	Uncertainty with what the University is doing	20.83% 135
5	Quality of my academic experience right now	19.44% 126
6	Desire to be closer to home	3.86% 25
7	Other (please indicate)	13.58% 88
		648

Showing rows 1 - 8 of 8

© 2020 Higher Education Data Sharing Consortium

Question items 13, 14,* and 15 used by permission from the Higher Education Data Sharing Consortium's (HEDS) COVID-19 Institutional Response Student Survey.

*Student comments to open-ended question 14 (What are your biggest worries or concerns as you think about what's coming up in the next few months?) and other open-ended questions are not included in this report.

End of Report