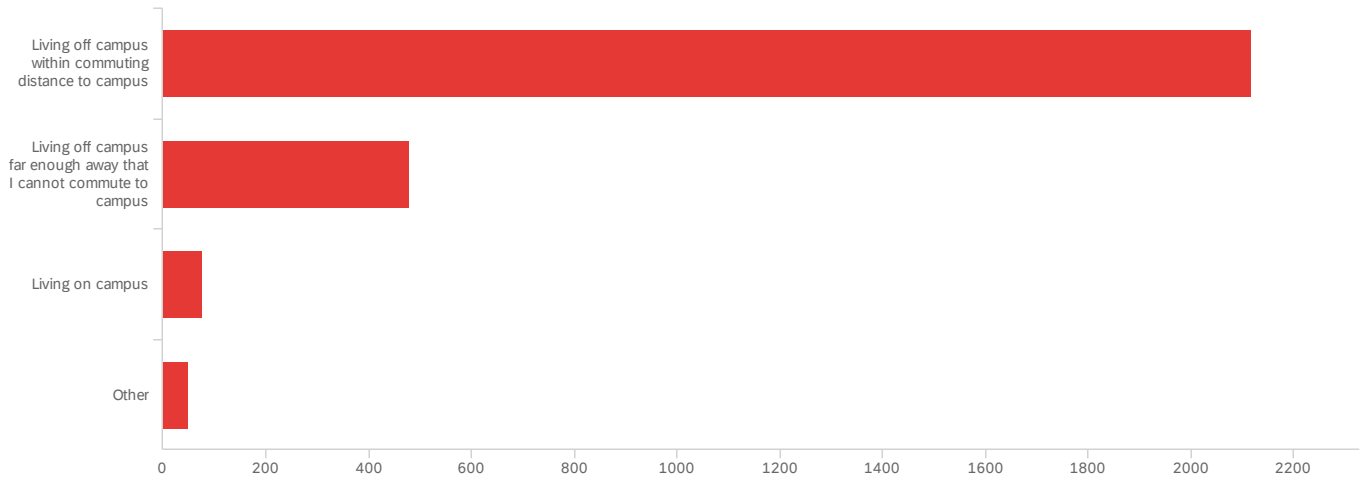


COVID-19 Student Survey - Final Report

Remote Learning Check-In Fall 2020

October 14, 2021 11:58 AM PDT

Q2 - What best describes where you are living this term?



#	Field	Choice Count
1	Living off campus within commuting distance to campus	77.75% 2117
2	Living off campus far enough away that I cannot commute to campus	17.63% 480
3	Living on campus	2.79% 76
4	Other	1.84% 50
		2723

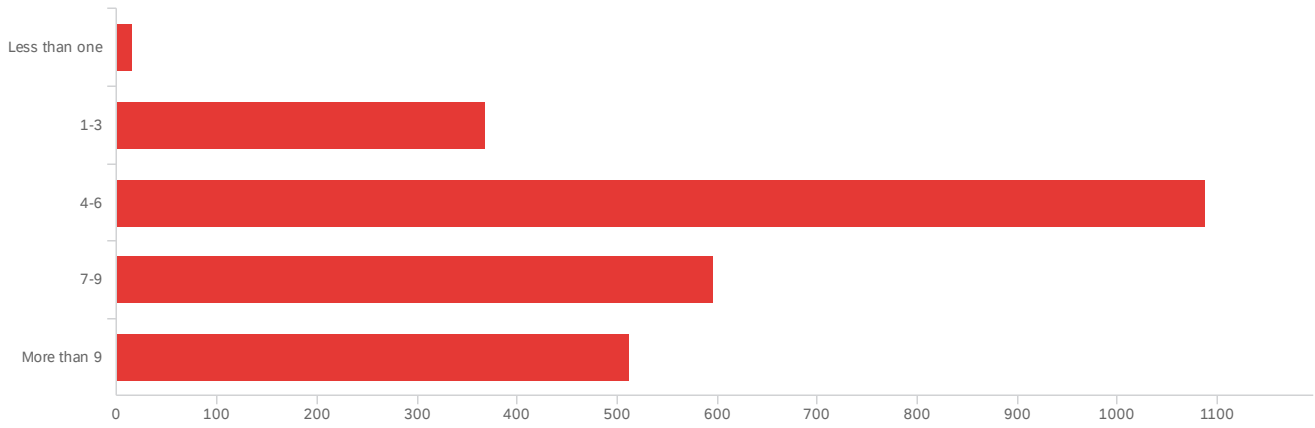
Showing rows 1 - 5 of 5

Q3 - Please answer the following questions about the environment in which you are doing work for your classes.

#	Field	Yes		No		Total
1	Do you have a quiet, private space where you can do work for your classes?	72.33%	1859	27.67%	711	2570
2	Do you have access to a laptop/desktop?	98.91%	2550	1.09%	28	2578
3	Do you have to share a computer with other people?	16.23%	418	83.77%	2158	2576
4	Does your computer have a camera and microphone that allow you to use video conferencing software (e.g., Zoom)?	96.20%	2480	3.80%	98	2578
5	Do you have working versions of all the programs and applications you need for your courses on your computer?	89.51%	2305	10.49%	270	2575
6	Does your computer have the capacity to run all the programs and applications you need for your courses without freezing up or running slowly?	77.85%	2003	22.15%	570	2573
7	Do you have a reliable internet connection?	76.16%	1961	23.84%	614	2575

Showing rows 1 - 7 of 7

Q4 - On average, how many hours a day do you spend on your computer for your classes and course work?



#	Field	Choice Count
1	Less than one	0.58% 15
2	1-3	14.27% 368
3	4-6	42.19% 1088
4	7-9	23.11% 596
5	More than 9	19.85% 512
		2579

Showing rows 1 - 6 of 6

Q5 - Please indicate your level of agreement with the following statements about your classes this fall at Stanislaus State.

#	Field	Strongly disagree		Disagree		Neither agree nor disagree		Agree		Strongly Agree		Total
1	I feel comfortable with the software that I'm using for my courses.	2.21%	57	6.94%	179	13.80%	356	48.51%	1251	28.54%	736	2579
2	My professors respond in a timely manner when I have comments or concerns.	2.60%	67	8.49%	219	16.25%	419	45.89%	1183	26.76%	690	2578
3	My professors provide clear answers when I have comments or concerns.	2.33%	60	7.69%	198	17.27%	445	46.66%	1202	26.05%	671	2576
4	I can keep track of my assignments and due dates for all my classes.	5.51%	142	13.16%	339	15.30%	394	40.68%	1048	25.35%	653	2576
5	I know what I need to do, and when I need to do it, for all of my classes.	4.15%	107	12.00%	309	17.97%	463	41.61%	1072	24.26%	625	2576
6	So far, I am satisfied with what I am learning in my classes.	11.42%	294	15.26%	393	24.66%	635	31.65%	815	17.01%	438	2575
7	My online classes this fall are better than my classes last spring after Stanislaus State moved to remote learning.	16.88%	434	15.13%	389	39.25%	1009	17.00%	437	11.75%	302	2571

Showing rows 1 - 7 of 7

Q6 - Please rate your level of satisfaction with the following instructional methods in your online courses. If you have not experienced any of these, please select "Did not experience."

#	Field	Very dissatisfied	Generally dissatisfied	Neither satisfied nor dissatisfied	Generally satisfied	Very satisfied	Total
1	Using online discussion boards	7.33% 178	11.98% 291	24.21% 588	39.93% 970	16.55% 402	2429
2	Taking quizzes and tests online	6.13% 151	9.09% 224	17.26% 425	46.85% 1154	20.67% 509	2463
3	Class discussions on Zoom or other conferencing software	8.78% 221	11.76% 296	19.63% 494	42.51% 1070	17.32% 436	2517
4	Live lectures delivered on Zoom or other conferencing software that you must view at a particular time	8.91% 220	12.97% 320	18.84% 465	40.92% 1010	18.35% 453	2468
5	Lectures recorded by your professor that you can view online at your convenience	4.87% 116	5.38% 128	13.19% 314	38.64% 920	37.93% 903	2381
6	Viewing third-party videos online as assigned by your professor (e.g., TED Talks, Khan Academic, materials from textbook publishers)	5.33% 124	7.04% 164	24.23% 564	40.89% 952	22.51% 524	2328
7	Online interactive simulations	7.73% 154	8.33% 166	31.68% 631	34.79% 693	17.47% 348	1992
8	Virtual office hours	5.46% 109	4.71% 94	31.35% 626	37.96% 758	20.53% 410	1997
9	Online collaborative group activities, assignments, or projects	17.60% 401	16.50% 376	24.53% 559	28.43% 648	12.94% 295	2279
10	Virtual tutoring sessions	7.36% 104	5.52% 78	45.01% 636	25.05% 354	17.06% 241	1413
11	Online library materials	5.50% 97	5.33% 94	35.83% 632	33.73% 595	19.61% 346	1764

Showing rows 1 - 11 of 11

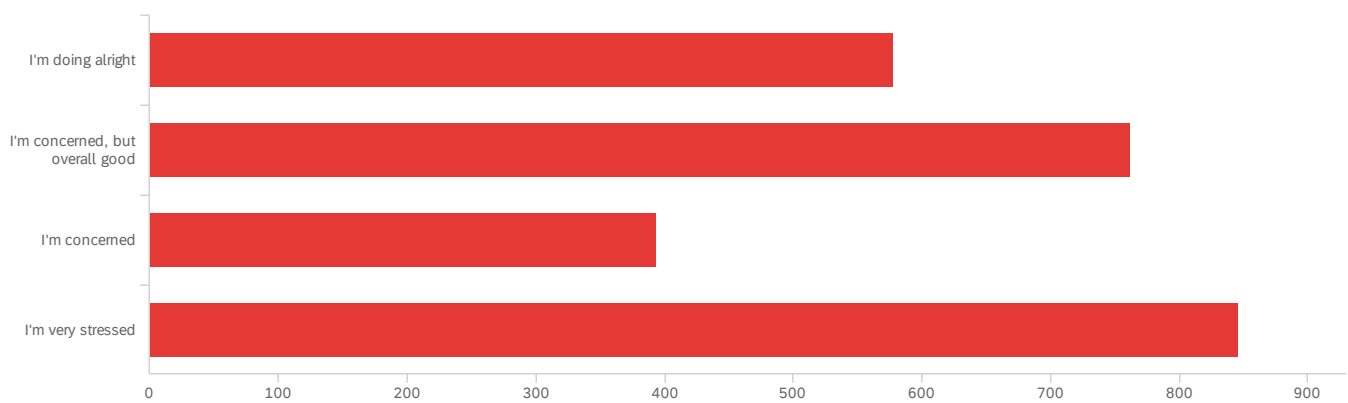
Q7 - Please indicate your level of agreement with the following statements about

Stanislaus State

#	Field	Strongly disagree	Somewhat disagree	Neither agree nor disagree	Somewhat agree	Strongly agree	Total
1	I receive timely communication from Stanislaus State about its ongoing response to COVID-19.	1.96% 50	4.05% 103	15.20% 387	35.55% 905	43.24% 1101	2546
2	I receive clear communication from Stanislaus State about its ongoing response to COVID-19.	1.77% 45	4.72% 120	14.12% 359	33.52% 852	45.87% 1166	2542
3	I know whom to contact if I have questions about how changes at Stanislaus State in response to COVID-19 will affect my educational plans.	11.44% 291	18.29% 465	20.68% 526	23.79% 605	25.80% 656	2543

Showing rows 1 - 3 of 3

Q8 - How are your stress levels with learning remotely with your classes, right now? Your feelings are valid, please share them with us.



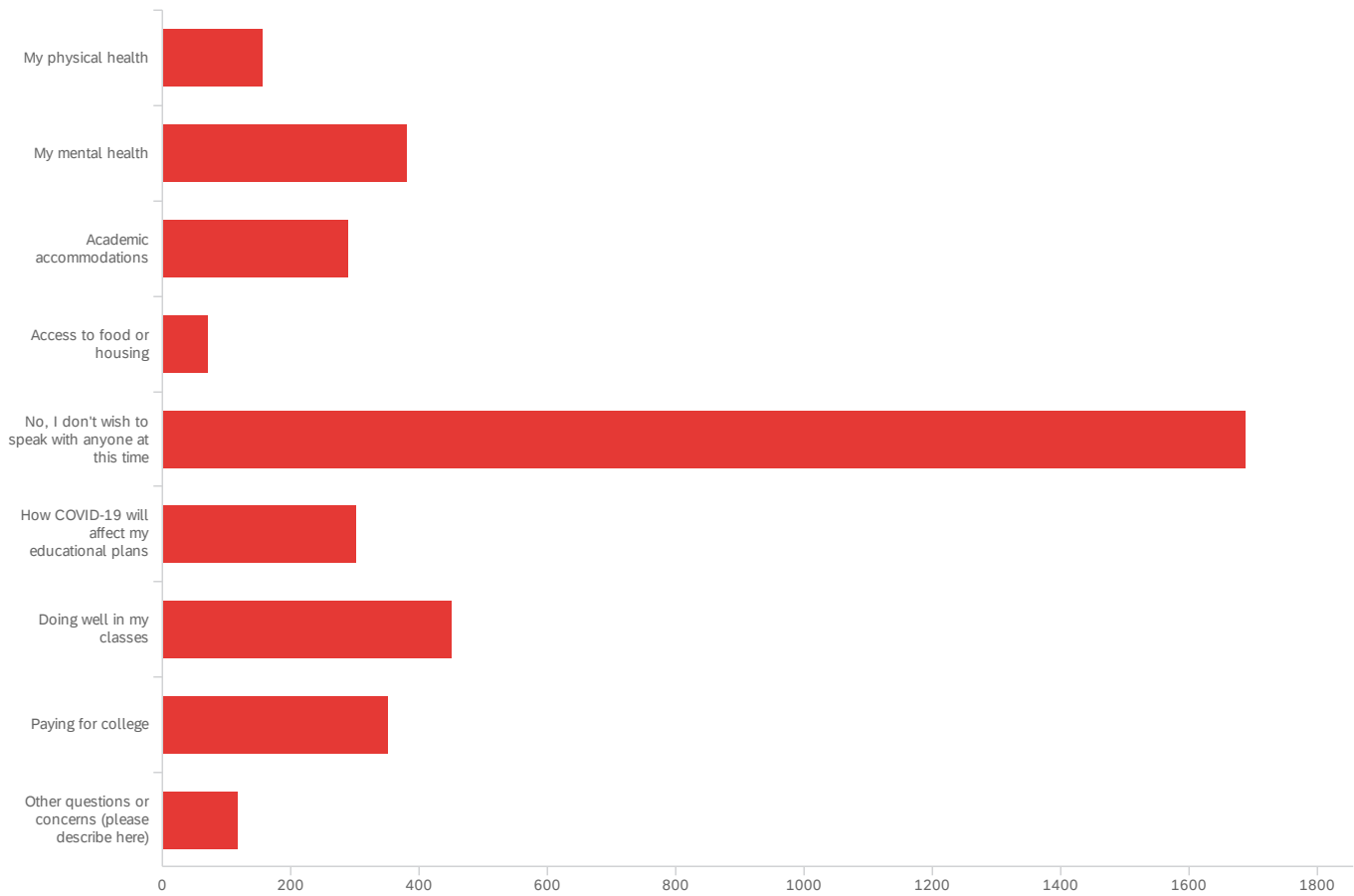
#	Field	Choice Count
1	I'm doing alright	22.40% 578
2	I'm concerned, but overall good	29.53% 762
3	I'm concerned	15.27% 394
4	I'm very stressed	32.79% 846

2580

Showing rows 1 - 5 of 5

Q11 - Would you like to talk to someone at Stanislaus State about questions or concerns

you have related to any of the following areas? (Check all that apply.)

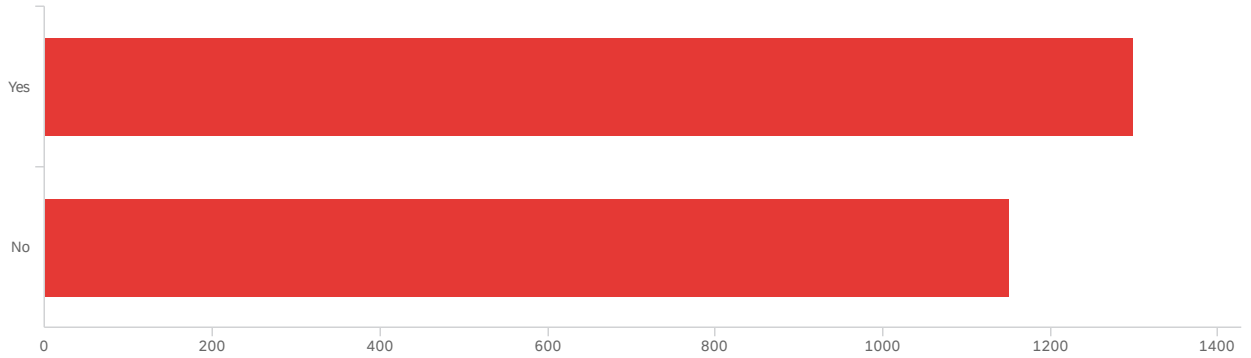


#	Field	Choice Count
1	My physical health	4.10% 156
2	My mental health	10.01% 381
4	Academic accommodations	7.62% 290
101	Access to food or housing	1.84% 70
103	No, I don't wish to speak with anyone at this time	44.34% 1688
106	How COVID-19 will affect my educational plans	7.93% 302
107	Doing well in my classes	11.85% 451
108	Paying for college	9.25% 352
109	Other questions or concerns (please describe here)	3.07% 117
		3807

Showing rows 1 - 10 of 10

Q15 - Are you responsible for caring for family members or others on a routine basis

while you are attending college?

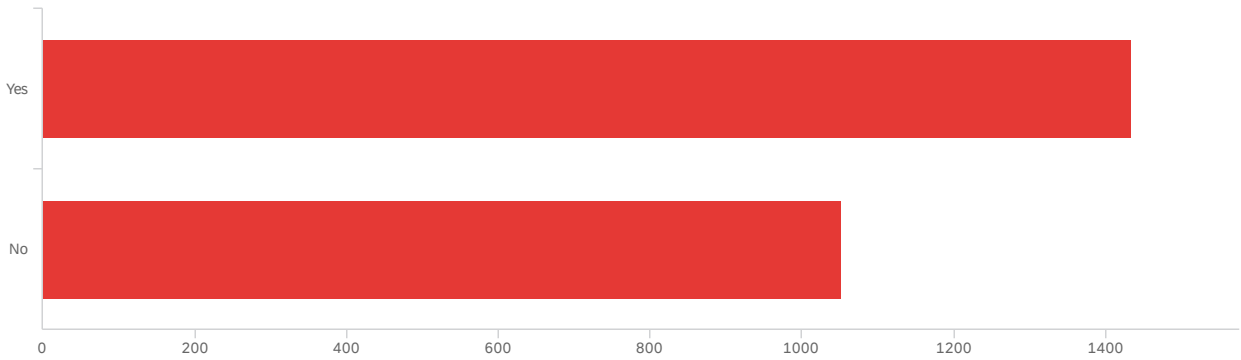


#	Field	Choice Count
1	Yes	53.02% 1299
2	No	46.98% 1151

2450

Showing rows 1 - 3 of 3

Q16 - Are you working to support yourself and/or family member while you are attending college this fall?

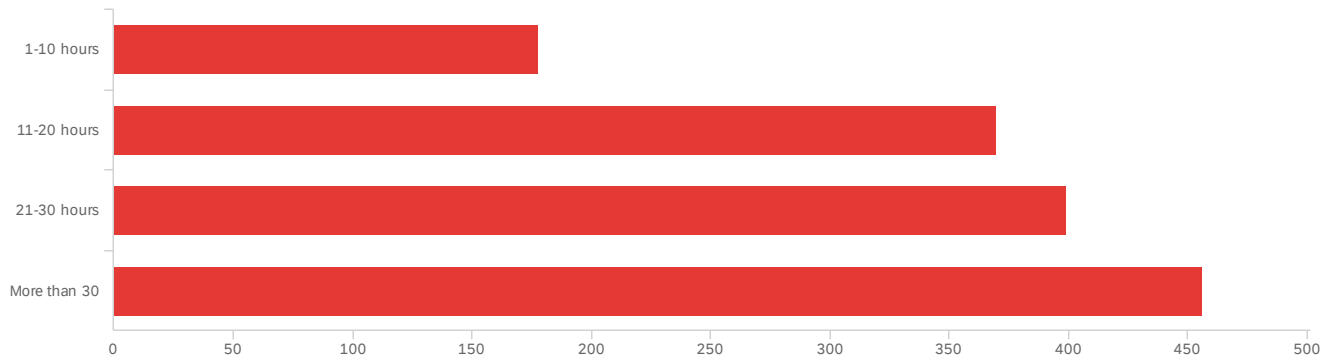


#	Field	Choice Count
1	Yes	57.68% 1434
2	No	42.32% 1052

2486

Showing rows 1 - 3 of 3

Q17 - On average, how many hours per week are you working?

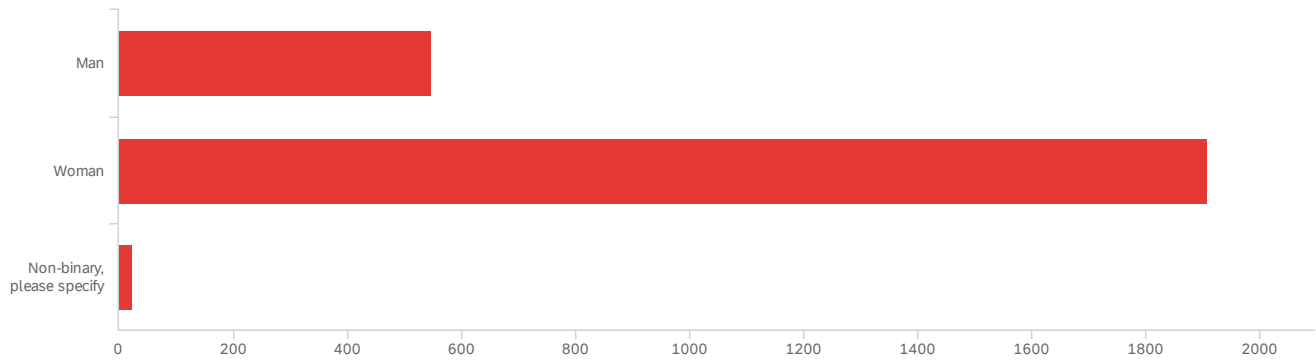


#	Field	Choice Count
1	1-10 hours	12.69% 178
2	11-20 hours	26.37% 370
3	21-30 hours	28.44% 399
4	More than 30	32.50% 456

1403

Showing rows 1 - 5 of 5

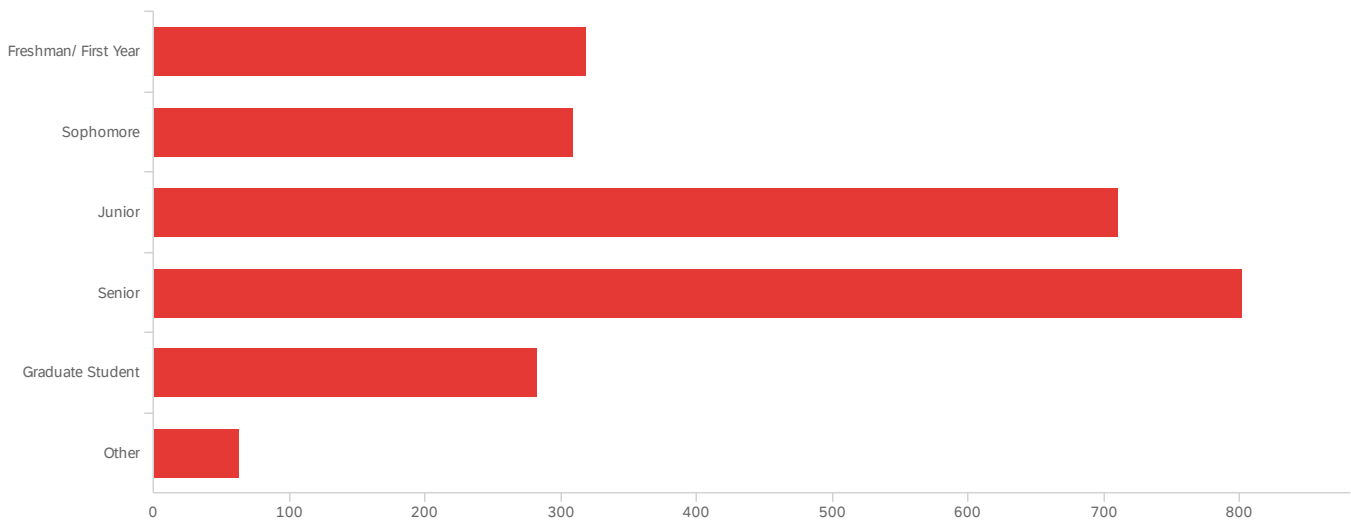
Q18 - What is your gender?



#	Field	Choice Count
1	Man	22.10% 548
2	Woman	76.94% 1908
3	Non-binary, please specify	0.97% 24
		2480

Showing rows 1 - 4 of 4

Q22 - What is your academic classification for the 2020-2021 academic year?



#	Field	Choice Count
2	Sophomore	12.42% 309
4	Senior	32.25% 802
6	Other	2.53% 63
3	Junior	28.59% 711
5	Graduate Student	11.38% 283
1	Freshman/ First Year	12.83% 319

2487

Showing rows 1 - 7 of 7

End of Report