California State University
Stanislaus

Fact Book
2008-2009

Welcome to California State University, Stanislaus

Dear Colleagues:

The California State University, Stanislaus 2008-2009 Fact Book represents an important collaborative effort drawing upon the time and talents of a wide range of university faculty and personnel.

The data in the Fact Book is intended to provide a comprehensive overview of the progress and strengths of CSU Stanislaus as it exists at this point in time. Nevertheless, this snapshot only begins to tell the story of a University transformed. What this book cannot chart is the hard work and commitment of so many that has led to an increase in student success and a growing reputation for excellence.

The CSU Stanislaus community has accomplished many lofty goals over the last several years. We have met challenges in progressive and innovative ways and with a sharp focus toward building our future. Our diligence is paying off as evidenced by our high retention and graduation rates as well as by our prestigious rankings. The Princeton Review named us one of the "Best 371 Colleges" in the nation, a distinction enjoyed by only 15 percent of colleges and universities nationwide. Forbes.com included us in its list of the top 175 public universities for producing top wage-earning alumni. The U.S. Green Building Council granted us a Silver rating for Leadership in Energy and Environmental Design for the Naraghi Hall of Science, adding to our high "Green Rating" by The Princeton Review for which we scored 93 out of 99 possible points.

We look forward to further transformations, recognitions, and improvements in the coming years despite our current budget challenges as a public university in the state of California. We will use these difficult times as motivation to reinvent ourselves in a way that remains true to our mission while embracing opportunities to become more entrepreneurial and innovative in our approach to higher education.

California State University, Stanislaus is in continuing evolution, but we remain steadfastly committed to our core principles—providing academic excellence, opportunity, and access to students and relevant programs and services to our community. We are about meeting the needs of our constituents, and I am happy to report that over the past year we have done so in wonderful and innovative ways. I look forward to the next year of challenges and the opportunities that lie ahead.

Regards,

Dr. Hamid Shirvani

TABLE OF CONTENTS

Welcome to California State University, Stanislaus 3
Table of Contents 5
University Profile 7
CSU Stanislaus Administration 8
Office of the Chancellor – Executive Cabinet 10
CSU Trustees 10
Mission 11
Vision 11
Core Values 11
History 12
Accreditation 12
Academic Programs 13
Faculty 13
Students 13
Student Life 13
Service Learning 14
Intercollegiate Athletics 14
Academic Calendar 14
Reputation 15
The Library 15
General Education 15
Colleges 16
The Graduate School 18
Academic Programs by College 18
Extended Education 24
Centers and Institutes 24
Trends and Growth 27
Undergraduate Headcount Enrollment 28
Graduate Headcount Enrollment 28
Average High School GPA of First-Time Freshmen 29
Average SAT Score of First-Time Freshmen 29
Full-Time Faculty Headcount 30
First-Time Freshmen 31
Applicants, Admits, and Enrollees 32
Mean SAT and ACT Scores and GPA of First-Time Freshmen 32
First-Time Freshmen Headcount Enrollment by Race/Ethnicity 33
Admissions 34
Overall Applicants, Admits, and Enrollees by Level 35
Non-Resident Alien Applicants, Admits, and Enrollees by Level 35
Enrollment 36
Full-Time Equivalent Students (FTES) 37
Total Headcount Enrollment by Level, Gender, and Race/Ethnicity 37
Total Headcount Enrollment by Level 38
Total Headcount Enrollment by Level and Gender 38
Full-Time Headcount Enrollment by Level, Gender, and Race/Ethnicity 39

TABLE OF CONTENTS

Total Headcount Enrollment by Race/Ethnicity 40
Total Undergraduate Headcount Enrollment by Race/Ethnicity 40
Total Graduate Headcount Enrollment by Race/Ethnicity 41
Full-Time Headcount Enrollment by Level 41
Part-Time Headcount Enrollment by Level, Gender, and Race/Ethnicity 42
Part-Time Headcount Enrollment by Level 43
Full-Time Headcount Enrollment by Level, Gender, and Age 44
Part-Time Headcount Enrollment by Level, Gender, and Age 45
Total Undergraduate Headcount Enrollment by Status 46
Total Graduate Headcount Enrollment by Status 46
Total Headcount Enrollment by College 47
Total Headcount Enrollment by Level, College, and Degree Program 47
Total Undergraduate Headcount Enrollment by College 49
Total Graduate Headcount Enrollment by College 49

Degrees Awarded 50
Retention and Graduation Rates 51
Degrees Awarded by Level and Gender 51
Degrees Awarded by Gender and Race/Ethnicity 52
All Degrees Awarded by Race/Ethnicity 53
Undergraduate Degrees Awarded by Race/Ethnicity 53
Graduate Degrees Awarded by Race/Ethnicity 54
Distribution of All Degrees Awarded by College 55
Degrees Awarded by Level, College, and Degree Program 55
Distribution of Undergraduate Degrees Awarded by College 57
Distribution of Graduate Degrees Awarded by College 57
Distribution of Degrees Awarded by Level 58
Credentials Recommended 59

Faculty 60
Full-Time Faculty by Gender and Race/Ethnicity 61
Full-Time Faculty by Gender 61
Full-Time Faculty by Race/Ethnicity 62
Part-Time Faculty by Gender and Race/Ethnicity 62
Part-Time Faculty by Gender 63
Part-Time Faculty by Race/Ethnicity 63

Staff 64
Full-Time Staff by Classification, Gender, and Race/Ethnicity 65
Full-Time Staff by Gender 66
Full-Time Staff by Race/Ethnicity 66
Part-Time Staff by Classification, Gender, and Race/Ethnicity 67
Part-Time Staff by Gender 68
Part-Time Staff by Race/Ethnicity 68

Maps and Contact Information 69
California State University, Stanislaus-Main Campus 70
California State University, Stanislaus-Stockton Center 71
Contact Information 72

A Profile of California State University Stanislaus

CSU Stanislaus Administration

PRESIDENT'S OFFICE AND VICE PRESIDENTS

Hamid Shirvani, Ph.D., L.H.D. (Hon)
President

Julia Fahrenbruch
Chief-of-Staff

Nicole LaFlamme, M.B.A.
Executive Assistant

Lauren Gee, J.D., Esq.
Campus Compliance Officer

Herman Lujan, Ph.D.
Interim Provost and Vice President, Academic Affairs

Stacey Morgan-Foster, J.D.
Vice President, Student Affairs

Russell Giambelluca, M.B.A.
Vice President, Business and Finance

Susana Gajic-Bruyea, B.A.
Vice President, University Advancement

Carl Whitman, M.I.S.
Associate Vice President, Information Technology/Chief Information Officer

ACADEMIC AFFAIRS

Herman Lujan, Ph.D.
Interim Provost and Vice President, Academic Affairs

Diana Demetrulias, Ed.D.
Vice Provost/Associate Vice President, Assessment & Quality Assurance

Ted Wendt, Ph.D.
Associate Vice President, Faculty Affairs

Jane Bruner, Ph.D.
Interim Associate Vice President, Academic Resources

Roger Pugh, M.A.
Associate Vice President, Enrollment Management

Daryl J. Moore, M.F.A.
Dean, College of the Arts

Thomas E. Sandman, Ph.D.
Interim Dean, College of Business Administration

Ruth E. Fassinger, Ph.D.
Dean, College of Education

Gary Novak, Ph.D.
Dean, College of Human and Health Sciences

Carolyn J. Stefanco, Ph.D.
Dean, College of Humanities and Social Sciences

Roger McNeil, Ph.D.
Dean, College of Natural Sciences

Carl Whitman, M.I.S.
Interim Dean, Library Services

Lisa Bernardo, B.A.
Dean, Admissions/Registrar

Milton E. Richards, Ed.D.
Director, Athletics

Angel Sanchez, Ph.D.
Director, Institutional Research

Robyn Criswell-Bloom, Ed.D.
Director, University Extended Education and CSU Stanislaus-Stockton Center

Noelia Gonzalez, M.A.
Director, Financial Aid and Scholarships

Raul Alcala, M.A.
Interim Director, Office of International Education

Betsy Eudey, Ph.D.
Director, Faculty Center for Excellence in Teaching and Learning

BUSINESS AND FINANCE

Russell Giambelluca, M.B.A.
Vice President, Business and Finance

Robert Gallegos
Associate Vice President, Capital Planning and Facilities Management

Claire Tyson, M.B.A.
Associate Vice President, Financial Services

Steve Jaureguy, M.A.
Chief of Police/Director of Public Safety

Mary Kobayashi Lee, B.A.
Director, Human Resources

Clyta Polhemus, B.A.
Director, University Business Services

Bruce Wilbur, M.D.
Director, Student Health Center

INFORMATION TECHNOLOGY

Carl Whitman, M.I.S.
Associate Vice President, Information Technology/Chief Information Officer

Brian Duggan, M.A.
Director, Learning Services

Barney Gordon, M.B.A.
Director, Client Services

Charles Holmberg, M.B.A.
Director, Information Services

David Klein, P.E.
Director, Technology Services

STUDENT AFFAIRS

Stacey Morgan-Foster, J.D.
Vice President, Student Affairs

Ronald Noble, M.S.W.
Associate Vice President, Student Affairs/Dean of Students

Jean Grech Condé, M.Ed.
Senior Director, Campus Life/Director, Housing and Residential Life

Lee Renner, M.A.
Senior Director, Retention Services

Daniel Berkow, Ph.D.
Director, Psychological Counseling Services

Leland Bettencourt, M.S.W., L.C.S.W.
Director, Disability Services

MaryLouisa Herrera, B.A.
Director, Tutoring Services

Gabriel Bolton, J.D.
Director, Student Leadership and Development

Jessi Reyes-Murray, M.P.A.
Director, Student Support Services

Jill Tiemann-Gonzalez, B.S.
Director, Budget and Special Projects

UNIVERSITY ADVANCEMENT

Susana Gajic-Bruyea, B.A.
Vice President, University Advancement

Kristin Olsen, B.A.
Assistant Vice President, Communications and Public Affairs

Tiffani Burns, B.A.
Director, Development

Marni Churchill, B.A.
Director, Development

Jacob McDougal, B.A.
Director, Alumni Affairs and Annual Giving

Shannon Nichols, B.A.
Director, Development

Office of the Chancellor – Executive Staff

Chief Administrative Officers

Dr. Charles B. Reed, CSU Chancellor

Dr. Jeri Echeverria, Executive Vice Chancellor and Chief Academic Officer

Ms. Gail Brooks, Vice Chancellor, Human Resources

Mr. Benjamin F. Quillian, Executive Vice Chancellor, Chief Financial Officer

Mr. Garrett P. Ashley, Vice Chancellor, University Relations and Advancement

Mr. Larry Mandel, University Auditor

Ms. Christine Helwick, General Counsel

CSU Trustees

Appointed Trustees

Roberta Achtenberg

Jeffrey Bleich, Chair

Herbert Carter, Vice Chair

Carol Chandler

Debra S. Farar

Kenneth Fong

Margaret Fortune

George Gowgani

Melinda Guzman

Curtis Grima

William Hauck

Raymond W. Holdsworth, Jr.

Zinda A. Lang

Bob Linscheid

Peter Mehas

Henry Mendoza

Lou Monville

Russell Statham, Student Trustee

Glen Toney

Ex Officio Trustees

Arnold Schwarzenegger, Governor of California

John Garamendi, Lieutenant Governor

Karen Bass, Speaker of the Assembly

Jack O'Connell, State Superintendent of Public Instruction

Charles B. Reed, CSU Chancellor

UNIVERSITY PROFILE

Mission

The faculty, staff, administrators, and students of California State University, Stanislaus are committed to creating a learning environment that encourages all members of the campus community to expand their intellectual, creative, and social horizons. We challenge one another to realize our potential, to appreciate and contribute to the enrichment of our diverse community, and to develop a passion for lifelong learning. To facilitate this mission, we promote academic excellence in the teaching and scholarly activities of our faculty, encourage personalized student learning, foster interactions and partnerships with our surrounding communities, and provide opportunities for the intellectual, cultural, and artistic enrichment of the region.

Vision

CSU Stanislaus strives to become a major center of learning, intellectual pursuit, artistic excellence, and cultural engagement for California's greater Central Valley and beyond. We will serve our diverse student body, communities, and state by creating programs, partnerships, and leaders that respond effectively to an evolving and interconnected world.

Core Values

To achieve our mission and vision:

- We inspire all members of the campus community to demand more of self than we do of others, to attain new knowledge, and challenge assumptions.
- We challenge one another to be fully engaged, responsible citizens with the ethics, knowledge, skills, and desire to improve self and community.
- We value learning that encompasses lifelong exploration and discovery through intellectual integrity, personal responsibility, and global and self-awareness, grounded in individual student-faculty interactions.
- We are a student-centered community committed to a diverse, caring, learning-focused environment that fosters collegial, reflective, and open exchange of ideas.
- We, as students, create the collegiate experience through initiative, participation, motivation, and continual growth to meet the demands of self and others.
- We, as faculty, elicit, nurture, and enhance the different voices of our selves, students, and communities through deliberate engagement, continual discovery, and ongoing transformation.
- We, as staff and administrators, contribute to the learning environment by demonstrating the knowledge, skills, and values that serve and support the University's mission.

UNIVERSITY PROFILE

History

The State Legislature established what was then known as Stanislaus State College in 1957. The first classes opened in September of 1960 at the Stanislaus County Fairgrounds. The College moved to its permanent campus in 1965 and was awarded university status and renamed California State University, Stanislaus in 1985.

The University opened the Stockton Development Center in the State of California Building in 1974 and then relocated to the campus of San Joaquin Delta College in 1981. In fall of 1998, the Center, renamed the Stockton Center, moved to its permanent site on Magnolia Street in midtown Stockton, a location known as University Park.

Accreditation

Institutional Accreditation
California State University, Stanislaus received its first accreditation in 1964 and a 10-year accreditation in 1999 from the Western Association of Schools and Colleges (WASC). The University is currently in the reaffirmation of accreditation process.

Specialized Accreditation
The following 11 programs are accredited by their specialty organizations:

College of the Arts

- Art - National Association of Schools of Art and Design
- Music - National Association of Schools of Music
- Theatre - National Association of Schools of Theatre

College of Business Administration

- The Association to Advance Collegiate Schools of Business

College of Education

- National Council for Accreditation of Teacher Education
- California Commission on Teacher Credentialing

College of Human and Health Sciences

- Nursing - Board of Registered Nursing and Commission on Collegiate Nursing Education
- Psychology - Association for Behavior Analysis
- Social Work - Council on Social Work Education

College of Humanities and Social Sciences

- Public Administration - National Association of Schools of Public Affairs and Administration

College of Natural Sciences

- Chemistry - American Chemical Society
- Genetic Counseling - American Board of Genetic Counseling

UNIVERSITY PROFILE

Academic Programs

The University grants Bachelor of Arts, Bachelor of Fine Arts, Bachelor of Music, and Bachelor of Science degrees and offers 41 undergraduate degree programs. Twenty-nine degree programs have an available minor option, and there are an additional 15 distinct minor programs, for a total of 44 minor programs available. A pre-professional law program is offered, as well as a pre-health professional program for students interested in medicine, dentistry, pharmacy, veterinary medicine, optometry, chiropractics, physical therapy, clinical laboratory science, or podiatry. The University offers 24 graduate degree programs, one doctoral program, and seven credential programs.

Faculty

The fall 2008 faculty headcount included 313 (62.5 percent) full-time faculty and 188 (37.5 percent) part-time faculty. Eighty-two percent of full-time faculty are tenured or on tenure-track. Nearly eighty-four percent of full-time faculty hold a doctorate, first-professional, or other terminal degree. When comparing faculty ethnicity and gender to a three-county service area average, Whites and females are slightly overrepresented while Hispanics and males are slightly underrepresented.

Students

The fall 2008 student headcount enrollment of 8,601 included approximately eighty percent undergraduate students and twenty percent graduate students. The average undergraduate class size was approximately 27 students, and the student-to-faculty ratio was about 18 to 1. When comparing student ethnicity, age, and gender to a three-county service area average, the only notable differences are in gender. Ethnically, the diversity of the CSU Stanislaus student body well reflects the diversity of Stanislaus, Merced, and San Joaquin counties. As expected, individuals under the age of 25 years are overrepresented at the University. Regarding gender, females are slightly overrepresented while males are slightly underrepresented. This reflects a national trend in higher education.

Student Life

The University offers co-curricular programs that enhance critical thinking, provide for lifelong learning, support opportunities for interaction between the campus and community, and foster educational growth through personal development. An enhanced quality of campus life is realized through such programs as health education, student government, leadership development, academic floors in housing, programming boards, student clubs and organizations, fraternities and sororities, and recreation/wellness programs.

The Associated Students, Inc., (ASI) is the student government of the University. As the official voice of the students, its mission is to serve the students of CSU Stanislaus in all matters pertaining to the quality of their education. ASI sponsors numerous programs and services, including the popular Recreational Sports Program that offers all students the opportunity to participate in intramural sports, activities, and organized events that include basketball, soccer, aerobics, swimming, volleyball, yoga, football, and softball. The University Student Union, a student-funded auxiliary, is the hub of campus life. The Union sponsors concerts, lectures, theatre trips, "Feed the Students Day," recreation tournaments, exhibits, outdoor and indoor adventure programs, comedy nights, and other special events throughout the year.

Student leadership is an important feature of CSU Stanislaus. The Office of Student Leadership and Development coordinates and encourages student involvement and leadership, and is responsible for chartering and overseeing all student clubs and Greek organizations at CSU Stanislaus. Through participation in these clubs and organizations, the Graduating Seniors Program, the Student Leadership Program, the EDGE Leadership Conference, and various leadership seminars, students learn the skills to be leaders on campus and after they graduate.

Service Learning

Service learning promotes student learning through active participation in meaningful and planned service experiences in the community that are directly related to course curriculum. Additionally, self-reflective activities encourage the development of critical thinking skills allowing students to deepen their understanding of course content, enhance self-awareness, and commitment to the community. CSU Stanislaus promotes service learning as a valued part of a student's education that deepens the academic experience in professional settings while expanding social awareness. Launched in 2001, the Office of Service Learning has made remarkable progress in supporting the faculty's development of service learning opportunities. As a result, more than 9,000 students have had the opportunity to participate in service learning courses to date. CSU Stanislaus has been awarded the national United States President's Higher Education Community Service Honor Roll in 2006, 2007, and 2008 for extraordinary and exemplary contributions to meeting critical local and national needs through community service and service learning. Additionally, CSU Stanislaus is one of 119 universities and colleges, and one of only five in the California State University system that has received the honor of being added to Carnegie Foundation's Community Engagement listing which recognizes the community connection activities of the nation's higher education institutions.

Intercollegiate Athletics

California State University, Stanislaus sponsors 14 intercollegiate men's and women's athletics teams and is a member of the California Collegiate Athletic Association. CSU Stanislaus is affiliated with the National Collegiate Athletic Association (NCAA) Division II after successful years of being in Division III, which included 14 national and 25 regional championships.

At the Division II level, our competitive programs have been ranked one of the best at the regional and conference levels. Warrior Athletics is a model for equity and fairness and has a history of graduating student-athletes at a rate higher than the general student body. The Department of Intercollegiate Athletics has also received national recognition for diversity as it received a NCAA Award for Overall Excellence in Diversity.

Academic Calendar

California State University, Stanislaus was the first public, four-year university in California to adopt a 4-1-4 academic calendar, consisting of two 13-week semesters and a month-long winter term required for graduation. A typical student load is four courses in the fall, one course during winter term, and four courses in the spring—hence "four-one-four." The structure of the 4-1-4 year provides greater opportunities for an innovative and challenging curriculum.

Now in its 30th year, winter term provides a unique opportunity for intensive pursuit of a single subject.

This concentration of time, resources, and energy constitutes a new intellectual experience for most undergraduates. Furthermore, CSU Stanislaus' winter term policy facilitates interdisciplinary teaching and learning, invites off-campus fieldwork and research, allows students to propose courses or projects, and provides foreign travel/study courses. The University also offers a state-supported summer term, consisting of one six-week session and one four-week session.

Reputation

The reputation for excellence of California State University, Stanislaus continues to grow. The University has received numerous honors and has been recognized by its inclusion in several lists of "best" in the nation. The Princeton Review ranked CSU Stanislaus one of the "Best 371 Colleges" in the United States as well as one of "America's Best Value Colleges." U.S. News & World Report rated CSU Stanislaus as the 16th best public university in the West. Forbes.com includes CSU Stanislaus in its list of top 175 public universities in the U.S. that produce top wage-earning alumni. Demonstrating its growing reputation for environmental stewardship, CSU Stanislaus also ranked high on Princeton Review's "Green Rating," scoring 93 out of 99 possible points. Similarly, the U.S. Green Building Council awarded the University a Silver rating for Leadership in Energy and Environmental Design (LEED) for its Naraghi Hall of Science, the first building in Stanislaus County to receive a LEED certification.

The Library

The University Library provides major educational, cultural, and information services to the University and the community. The Library's mission is to provide a welcoming learning environment that encourages and supports students, facilitate excellence in teaching and scholarship, and enrich the intellectual, cultural, and artistic development of a diverse campus and community. As the information center for the University, the Library provides an organized collection responsive to the University's curriculum and serves as the gateway to global information. The Library plays an essential role in teaching students the critical thinking skills necessary for life-long learning in a rapidly changing world. The collections of the University Library comprise over 375,000 volumes, 836 periodical subscriptions, 1.1 million microforms, 5,370 audiovisual materials, access to over 100 electronic databases, and a growing number of electronic journals, video recordings, compact discs, and e-books. Since 1965, the Library has been a depository of federal, state, and local documents. Other special collections include the University Archives, the Sayad Assyrian Book Collection, the Dias Photographic Collection, the Stanislaus County and Cities History Collection, and the Juvenile Collection, which has 6,500 volumes of award-winning and notable titles in children's literature.

General Education

The Program of General Education supports the Mission of the University by emphasizing an explicit commitment to a quality liberal arts education. Regardless of which approved courses are taken, the combination of the Program's seven areas (A-G) combined with the major course of study cultivates the knowledge, skills, and values that are characteristic of a learned person. Neither subordinate to the major field of study nor independent of it, the General Education program provides a common experience for students. The Program of General Education supports this curriculum by establishing goals and objectives; certifying courses within areas; assuring continuing quality; promoting curriculum; and monitoring course offerings.

The General Education Program is designed so that, taken with the major depth program and electives presented by each baccalaureate candidate, it will assure that graduates have made noteworthy progress toward becoming truly educated persons.

Colleges

College of the Arts

The College of the Arts provides high quality, comprehensive arts programs across multiple disciplines of performance and visual arts, in a progressive liberal arts and pre-professional environment — while providing diverse cultural offerings to the wider regional community of the Central Valley. The programs in each of the College's divisions of Art, Music, and Theatre are fully accredited by the National Association of Schools of Art and Design, the National Association of Schools of Music, and the National Association of Schools of Theatre, respectively. The College offers a broad range of bachelor's degrees in arts fields that prepare students for careers in performance, education, and the visual arts. Through its advancing curriculum, the College provides outstanding instruction in a wide variety of time-honored arts fields while keeping ahead of the curve through the embrace of emerging technologies across disciplines.

College of Business Administration

The College of Business Administration is a publicly supported, regional teaching institution. Its mission is to deliver a professional business education that offers students the knowledge and skills necessary to succeed in their careers and in society. The College is accredited by the Association to Advance Collegiate Schools of Business (AACSB), an academic distinction granted to only about one-third of the post-secondary business programs in the United States.

The College is frequently recognized for providing top-quality education. Education Benchmarking Inc. awarded its 2006 Commitment to Excellence Award to the College, highlighting its pioneering use of external and nationally recognized processes to assess student education experience and improve business student learning.

The College of Business Administration includes undergraduate majors in Business Administration (with concentrations in Accounting, Agricultural Business, Finance, General Business, Management, Marketing, and Operations Management), Applied Leadership, and Computer Information Systems. It also offers a Master of Business Administration graduate program, a Master of Science in Business Administration, Finance: International Finance, and an Executive Masters of Business Administration graduate program which began in fall 2007. In addition, our Human Resources students have had great successes winning National, Regional, and State HR Games competitions over the last few years.

College of Education

The College of Education has as its mission the professional preparation of teachers and school service professionals. Faculty are committed to meeting the public's rightful expectation of university programs that produce effective and dedicated educators who exhibit competence, reflection, and a professional passion manifested in their advocacy for children and their communities. The College offers initial and advanced credential and certificate programs. At the undergraduate level, the College offers a degree in Physical Education and Health with a concentration in health and wellness, along with a Liberal Studies

concentration in physical education. Also, undergraduates may earn a bachelor's degree in Liberal Studies as subject matter preparation for teaching in the elementary school. At the graduate level, the Master of Arts in Education is designed for educators pursuing advanced study in curriculum and instruction, administration, counseling, special education, educational technology, or physical education. Students may pursue an advanced credential in conjunction with a master's degree. In fall 2008, the College of Education welcomed the first doctoral students into the new Ed.D. in educational leadership program.

The programs of the College of Education have achieved national distinction through accreditation by the National Council for Accreditation of Teacher Education (NCATE), at the regional level by the Western Association of Schools and Colleges (WASC), and at the state level by the California Commission on Teacher Credentialing (CCTC).

College of Human and Health Sciences

The College of Human and Health Sciences teaches students the basic and applied scientific principles of their chosen disciplines, preparing them to provide health and/or human services to individuals, families, groups, and communities. The College endeavors to produce graduates who demonstrate the highest ethical standards in both research and practice and who exhibit sensitivity, altruism, autonomy, integrity, social justice, and competence in their practice with economically and culturally diverse populations.

The College, with nationally accredited programs in Nursing, Psychology, and Social Work, offers licensing or certification in Child Development, Nursing, Psychology (Counseling and Behavior Analysis), and Social Work.

College of Humanities and Social Sciences

The College of Humanities and Social Sciences provides tremendous diversity in course offerings that make a significant contribution to the liberal arts education of all students, and supports the intellectual and professional aspirations of its own students in 14 majors, 25 minors and two programs at the undergraduate level, and five degrees and two certificate programs at the graduate level. Known for its academic excellence and innovation, the College exemplifies the highest standards of quality in teaching, research, scholarship, and service, while at the same time promoting and fostering a collegial and supportive working and learning environment for its many constituencies. The College is particularly proud of its leadership role in advancing interdisciplinary efforts, such as the First-Year Experience Program, the General Education Summit Program, and the Honors Program. Interdisciplinary collaboration is also enhanced through the sponsorship of three centers and institutes in the College: the Center for Economic Education, the Institute for Archeological Research, and the Institute for Cultural Resources.

College of Natural Sciences

The College of Natural Sciences is comprised of five departments: Biological Sciences, Chemistry, Computer Science, Mathematics, and Physics, Physical Sciences, and Geology. The College establishes a scientific community dedicated to providing students the intellectual and technological capacity to contribute to and succeed in their academic and scientific pursuits. It seeks to educate students through quality instruction, experiential learning, research and internship opportunities, and strong academic advisement. Graduates in the academic disciplines within the College of Natural Sciences possess the

analytical, problem-solving, and technical skills that are critical to their success in finding, evaluating, and contributing to the body of knowledge in their field, teaching in many arenas, and contributing to the well-being of their communities.

The Graduate School

Approximately 20 percent of the students at California State University, Stanislaus are enrolled in graduate or post-baccalaureate study. This is a significant portion of the student body—diverse in purpose, background, ethnicity, tradition, and age. This diversity provides a valuable context for quality research and learning. The University has become known for its responsiveness to individual students, its collaborative spirit, and the accessibility of its outstanding teacher-scholar faculty. Graduate students emerge with the knowledge, dispositions, and confidence to provide scholarly leadership.

Academic Programs by College

Degrees Offered

Bachelor of Arts (BA)
Bachelor of Fine Arts (BFA)
Bachelor of Music (BM)
Bachelor of Science (BS)
Doctor of Education (Ed.D.)
Master of Arts (MA)
Master of Science (MS)
Master of Business Administration (MBA)
Master of Science in Business Administration (MSBA)
Master of Public Administration (MPA)
Master of Social Work (MSW)

College of the Arts

Majors/Concentrations (* = also a minor)

Art* (BA)
- Art History*

Art (BFA)
- Graphic Design
- Mixed Subject
- Painting
- Sculpture
- Time Based Media

Music* (BA)
- General Music
- Music Technology

Music (BM)
- Composition
- Instrumental Performance
- Jazz Studies

Music Education – Choral
Music Education – Instrumental
Piano Performance
Vocal Performance
Theatre Arts* (BA)
Acting Emphasis
Technical Theatre Emphasis

Certificate Programs
Printmaking (graduate certificate)

College of Business Administration

Majors/Concentrations (* = also a minor)
Applied Leadership
Business Administration* (BS)
Accounting
Agricultural Business
Finance
General Business
Management
Human Resource Track
International Business Track
Strategy/Entrepreneurship Track
Marketing
Operations Management
Business Administration (MBA)
Executive Master of Business Administration
Business Administration (MSBA)
Finance, International Finance
Computer Information Systems* (BS)

College of Education

Credential Programs
Administrative Services — Preliminary
Education Specialist: Mild/Moderate Disabilities
Education Specialist: Moderate/Severe Disabilities
Multiple Subjects
Pupil Personnel Services
Reading/Language Arts Specialist
Single Subject

Majors/Concentrations (* = also a minor)
Educational Leadership (Ed.D.)
P-12 Leadership
Community College Leadership

Education (MA)
- Curriculum and Instruction: Elementary Education
- Curriculum and Instruction: Multilingual Education
- Curriculum and Instruction: Reading
- Curriculum and Instruction: Secondary Education
- Educational Technology
- Physical Education
- School Administration
- School Counseling
- Special Education

Liberal Studies: Elementary Teaching Content Preparation (BA)
- Anthropology
- Applied Philosophy
- Art
- Bilingual/Crosscultural—Southeast Asian
- Bilingual/Crosscultural—Spanish
- Biological Sciences
- Chemistry
- Child Development
- Civics
- Communication Studies
- Earth Sciences
- Economics
- English
- Ethnic Studies
- Exceptional Children and Youth
- Geography
- History
- Mathematics
- Music
- Physical Education
- Physics and Physical Sciences
- Sociology
- Spanish
- Teaching English to Speakers of Other Languages (TESOL)
- Theatre

Physical Education* (BA)
- Health and Wellness Promotion

Minors (unduplicated)
Exceptional Children and Youth

Certificate Programs
Community College Leadership (graduate certificate)
Middle/Junior High School Studies (graduate certificate)

College of Human and Health Sciences

Majors/Concentrations (* = also a minor)

Child Development* (BA)
- Child Development Early Childhood Track
- Child Development General Track
- Child Development Middle Childhood Track
- Child Development Services Track

Nursing (BS)
- Registered Nurse to Bachelor of Science in Nursing (RN to BSN) Track
- Pre-licensure Bachelor of Science in Nursing (BSN) Track

Nursing (MS)
- Education
- Gerontological Nursing

Psychology* (BA)
- Developmental Psychology
- Experimental Psychology

Psychology (MA/MS)
- Behavioral Analysis (MS)
- Counseling (MS)

Social Work (MSW)

Certificate Programs

Child Development (graduate certificate)

College of Humanities and Social Sciences

Majors/Concentrations (* = also a minor)

Agricultural Studies* (BA)
- Agricultural Biology
- Agricultural Business/Economics
- Permaculture
- Special Concentration

Anthropology* (BA)
- Archaeology
- Ethnology
- Physical Anthropology
  - Forensic Anthropology Track
  - Medical Anthropology Track

Communication Studies (BA)
- Organizational Communication/Public Relations Option
- Speech Communication Option

Criminal Justice* (BA)
- Corrections
- Criminal Legal Studies
- Forensic Science

- Juvenile Justice
- Law Enforcement

Criminal Justice (MA)
Economics* (BA)
English* (BA)
- Teaching English to Speakers of Other Languages (TESOL)

English (MA)
- Literature
- Rhetoric and the Teaching of Writing
- Teaching English to Speakers of Other Languages (TESOL)

Gender Studies* (BA)
- History, Society, and Inequality
- Culture, Ideology, and Representation
- Ethnicity, Nationality, and Sexuality

Geography* (BA)
- Applied Geography

History* (BA)
History (MA)
- International Relations
- Secondary School Teachers

Philosophy* (BA)
Political Science* (BA)
Public Administration (MPA)
Social Sciences (BA)
- Interdepartmental Studies
- International Studies
- Urban and Community Studies

Sociology* (BA)
- Body, Culture, and Society (The)
- Drug and Alcohol Studies
- Human Services
- Social Deviance and Criminology
- Social Inequality

Spanish* (BA)

Minors (unduplicated)
African-American Studies
Chicano Studies
Environmental and Resource Studies
Ethnic Studies
Forensic Science
French
Gerontology
Journalism
Latin American Studies

Permaculture
Portuguese
Speech Communication
World History

Certificate Programs
Gerontology/Geriatrics (graduate)
Teaching English to Speakers of Other Languages (undergraduate and graduate certificates)

Programs
Critical Foreign Languages
Honors Program

College of Natural Sciences

Majors/Concentrations (* = also a minor)
Biological Sciences* (BA/BS)
- Botany
- Clinical Laboratory Science
- Ecology and Field Biology
- Entomology
- Environmental Sciences
- Genetics
- Marine Biology
- Microbiology
- Zoology

Chemistry* (BA/BS)
- Environmental Sciences (duplicated)

Cognitive Studies* (BA)
Computer Science* (BS)
Ecology and Sustainability (MS)
- Ecological Conservation
- Ecological Economics

Genetic Counseling (MS)
Geology* (BS)
- Applied Geology

Marine Sciences (MS)
Mathematics* (BA/BS)
Physical Sciences* (BA)
- Applied Physics
- Earth and Space Sciences
- Environmental Sciences (duplicated)

Physics* (BA/BS)

Minors (unduplicated)
Microelectronics

Interdisciplinary Programs

Majors/Concentrations
Interdisciplinary Studies (MA/MS)
Special Major (BA/BS)

Extended Education

California State University, Stanislaus Extended Education has been an integral part of the University since its beginning. The department serves the Central Valley community through non-traditional programs and training. With a dedicated staff of program developers, coordinators, and a large group of expert instructors, Extended Education offers timely and critical programs. Programs are designed to meet community workforce and professional development needs. In the past year, nearly 4,500 people took advantage of Extended Education courses.

CSU Stanislaus' Extended Education offers programs for alumni, community members, teachers, individuals changing careers, businesses, school districts, and professionals wanting certification or the latest training. Extended Education's Learning and Technology Training Center houses two modern training rooms. The state-of-the-art PC lab offers 21 comfortable workstations and state-of-the-art computers that are fully-loaded with the latest software. The lecture lab offers seating for 24 adults.

Beginning in fall 2007, Extended Education partnered with the College of Business Administration to offer an Executive Masters in Business Administration in locations across the Central Valley. The 15-month intensive EMBA program will provide area executives and business leaders with the necessary skills to compete in the 21st century. Additional information on this exciting program can be found at www.extendeded.com/emba.

Centers and Institutes

The centers and institutes of CSU Stanislaus exist to advance the goals of the University and to enhance its programs of instruction, scholarship, and service. They provide a means for interdisciplinary collaboration and a method by which extramural funds and fees can be employed to supplement other resources.

College of Business Administration

Management Development Center

The College of Business Administration Management Development Center is administered through the College of Business Administration. The Center provides training, consulting services, and research to the business community and governmental agencies within the San Joaquin Valley. The principal activities at the Center are to create, promote, and conduct seminars, workshops, conferences, and special events of interest to the business community and the governmental agencies; provide consulting and research services by utilizing faculty resources; and conduct industry research projects and disseminate the results which benefit the major industries in the community.

College of Education

Center for Direct Instruction (in collaboration with the College of Human and Health Sciences)

The Center for Direct Instruction serves as a laboratory for training graduate and undergraduate students in psychology and special education in specialized techniques for remediating academic and behavioral deficits. The Center offers on-campus instruction in reading and mathematics content areas for school-age children from the service region.

Center for Portuguese Studies (in collaboration with the College of Humanities and Social Sciences)

Founded in 1999, the Center for Portuguese Studies promotes the teaching of the Portuguese language and culture and the inclusion of Portuguese studies in various departmental programs. It also promotes scholarship on issues related to Portuguese-Americans. The Center has organized an exchange program with Portuguese universities for students and faculty and with the Fulbright Commission of Lisbon, Portugal. The Center also sponsors lecture series, cultural events, symposia, and works to develop communication between the University and the Portuguese community in the Central Valley, and between the University and organizations in Portugal. Furthermore, the Center hosts events designed to encourage more Portuguese-Americans to seek post-secondary education.

College of Human and Health Sciences

Behavioral Intervention Services

Behavioral Intervention Services is a joint venture between Valley Mountain Regional Center and the Department of Psychology at CSU Stanislaus. Graduate students with specialized behavioral skills provide consultation services to developmentally disabled clients. Interventionists help plan and implement programs to improve the interactions between the developmentally disabled and those in their school, work, and home communities.

Center for Direct Instruction (in collaboration with College of Education)

The Center for Direct Instruction serves as a laboratory for training graduate and undergraduate students in psychology and special education in specialized techniques for remediating academic and behavioral deficits. The Center offers on-campus instruction in reading and mathematics content areas for school-age children from the service region.

Child Development Center

The Child Development Center (CDC) is an instructional facility established to teach university students about child development theory, research, and their applications. By participating in laboratory courses, students learn to observe and record children's behaviors, assess children's development, plan and evaluate developmentally appropriate activities, and design and implement research projects.

College of Humanities and Social Sciences

Institute for Archaeological Research

The Institute for Archaeological Research has the specific goal of publishing archaeological information. The major functions of the Institute are to facilitate archaeological research in the CSU Stanislaus six-county service area, facilitate archaeological research in the western United States (primarily Nevada and Montana), facilitate archaeological research in central Australia, and serve as the principal means of publishing the results of archaeological research projects conducted in the United States and Australia.

Institute for Cultural Resources

The Institute for Cultural Resources provides an interdisciplinary organizational framework for encouraging the study of the heritage of diverse cultural groups. The Institute organizes collections of cultural material representative of these groups and aids in their utilization for teaching and research purposes.

Center for Economic Education

The Center for Economic Education at CSU Stanislaus is one of 21 such centers in the state of California. The Center's purpose is to assist public and private schools (K-12) in the University's six-county service area by incorporating economics into their curricula; by providing advice on curriculum development, training teachers, disseminating economics curriculum materials to teachers; and by maintaining a library of teaching resources which teachers can use free of charge. In past years, the Center's activities focused on providing training workshops for high school teachers to facilitate implementation of the state-mandated (SB 1213) senior-level high school economics course.

Center for Portuguese Studies (in collaboration with the College of Education)

Founded in 1999, the Center for Portuguese Studies promotes the teaching of the Portuguese language and culture and the inclusion of Portuguese studies in various departmental programs. It also promotes scholarship on issues related to Portuguese-Americans. The Center has organized an exchange program with Portuguese universities for students and faculty and with the Fulbright Commission of Lisbon, Portugal. The Center also sponsors lecture series, cultural events, symposia, and works to develop communication between the University and the Portuguese community in the Central Valley, and between the University and organizations in Portugal. Furthermore, the Center hosts events designed to encourage more Portuguese-Americans to seek post-secondary education.

Center for Public Policy Studies

The Center for Public Policy Studies at CSU Stanislaus is a non-profit, non-partisan entity dedicated to research and public education about important policy issues and to providing a forum for discussing public policy issues with community representatives, academics, and policy makers in the Central Valley. The Center is committed to facilitating regional and community problem-solving through activities and research projects that bring together diverse constituencies and perspectives to clarify issues, consider options, and build consensus.

Trends and Growth

Undergraduate Headcount Enrollment

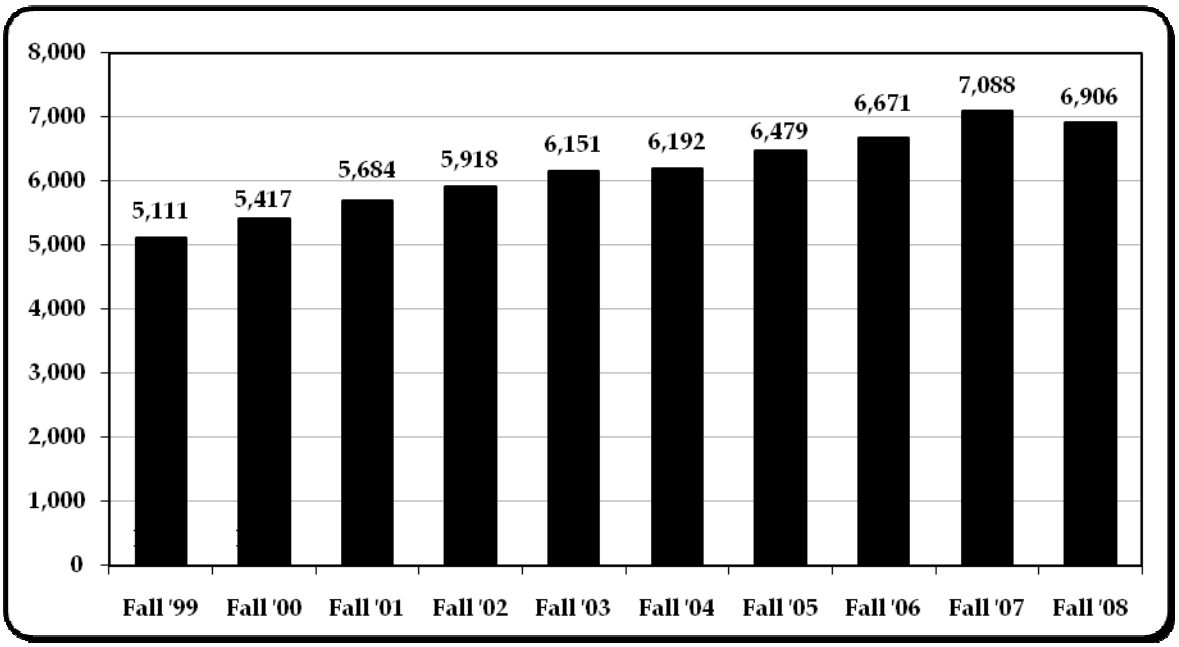

Source: CSU Enrollment Reporting System-Student (ERSS) data files
Consistent with IPEDS definitions post-baccalaureate students seeking a second bachelor's degree (who are not concurrently seeking a teaching credential) are classified as undergraduates.

Graduate Headcount Enrollment

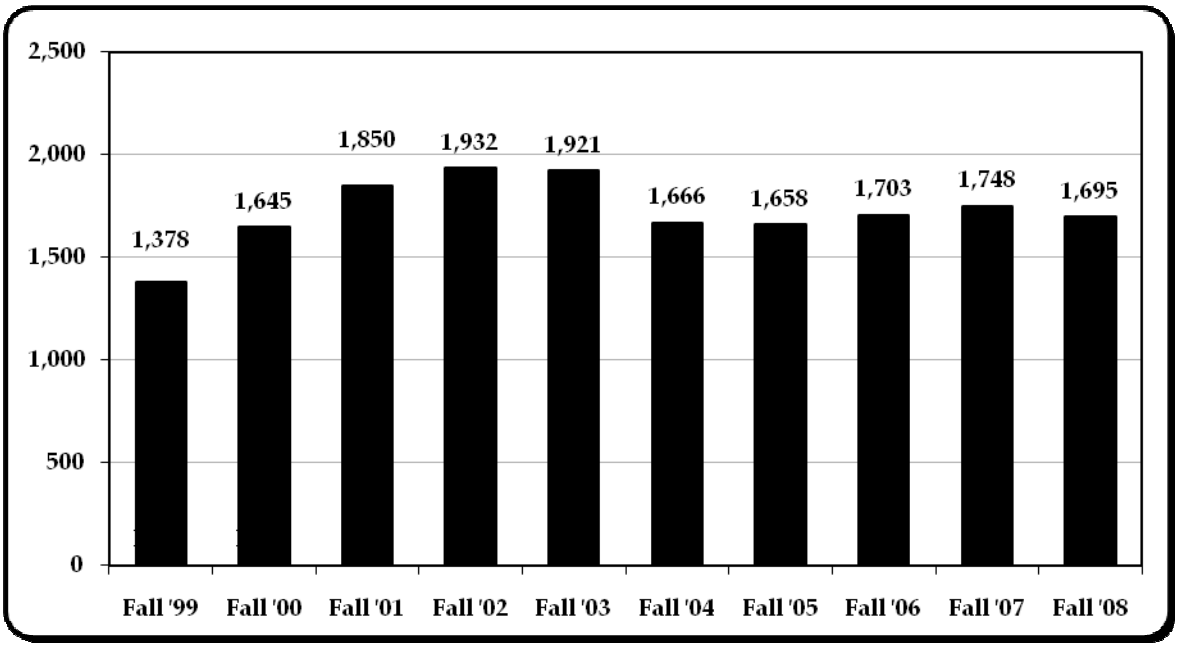

Source: CSU Enrollment Reporting System-Student (ERSS) data files
Consistent with IPEDS definitions graduate students include post-baccalaureates enrolled in a teaching credential program, master's degree program, and all other unclassified post-baccalaureate students.

Average High School GPA of First-Time Freshmen

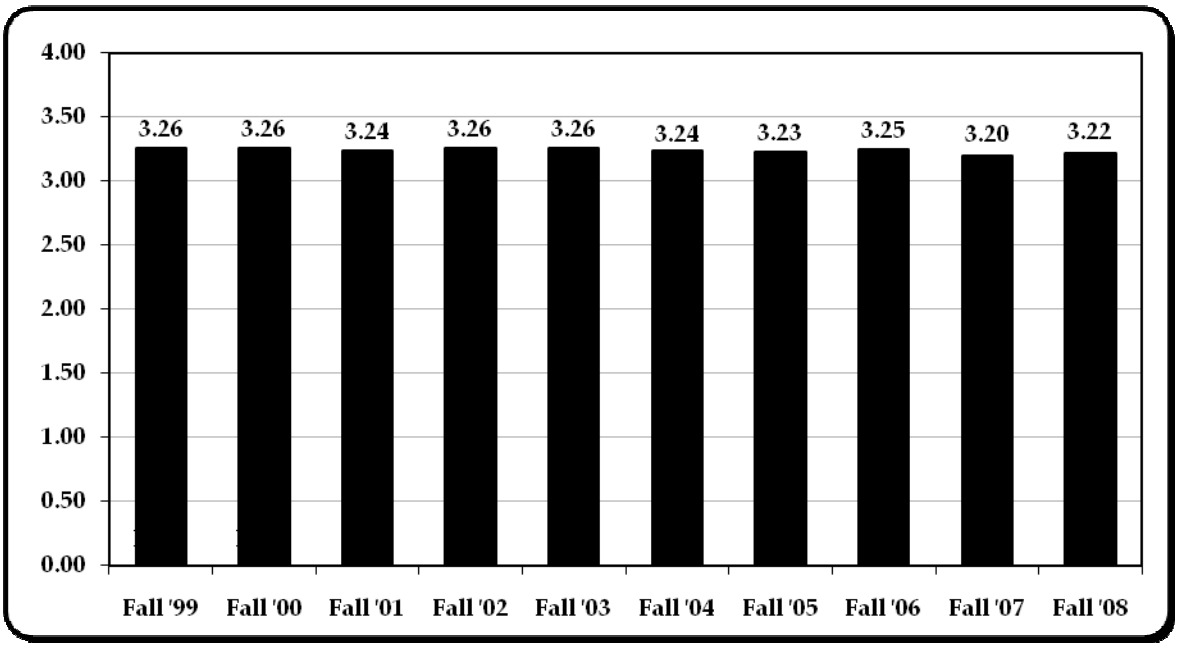

Source: CSU Enrollment Reporting System-Student (ERSS) data files

Average SAT Score of First-Time Freshmen

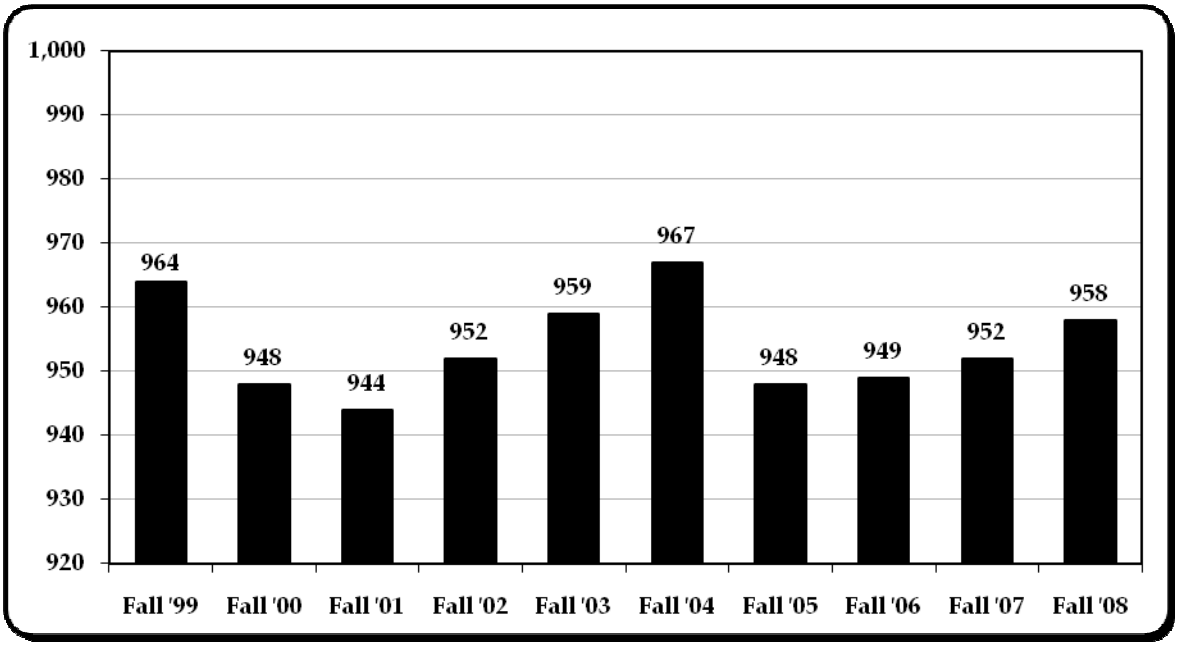

Source: CSU Enrollment Reporting System-Student (ERSS) data files

Full-Time Faculty Headcount

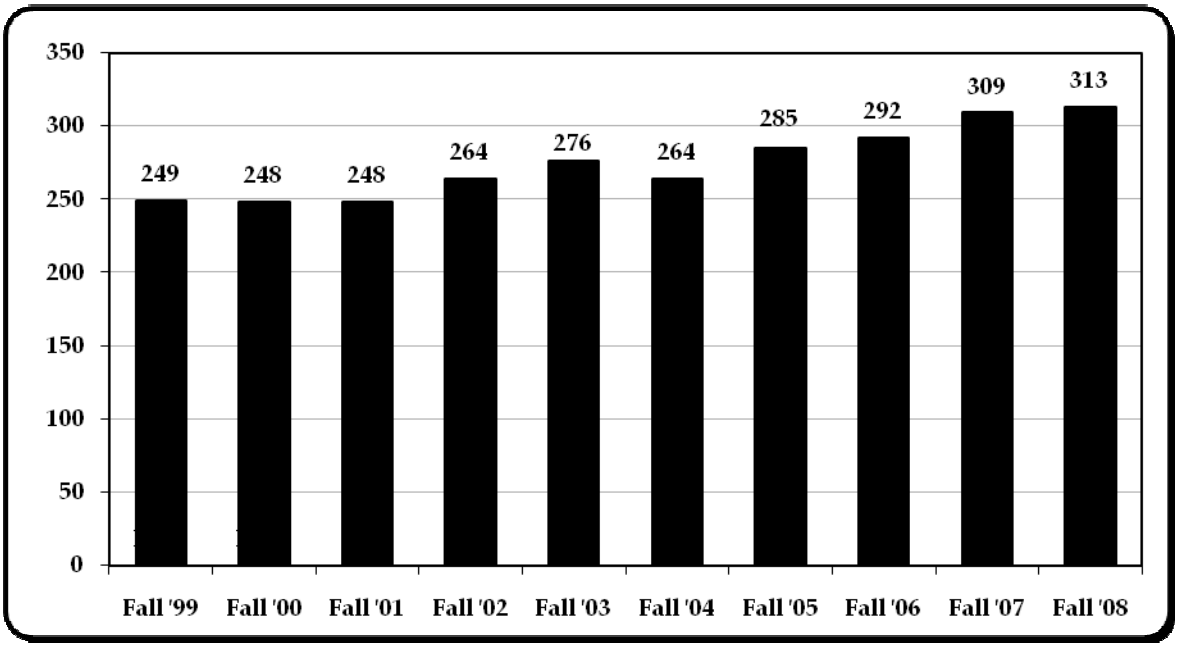

Source: CSU B40 CIRS Report (Employees on the payroll as of Nov. 1, 2008)
Note: The fall 1998 full-time instructional faculty headcount excludes < 9 month salary contracts.

First-Time Freshmen

FIRST-TIME FRESHMEN

Applicants, Admits, and Enrollees

	Fall 2008 First-Time Freshmen		
	Men	Women	Total
Applied	1,678	3,073	4,751
Admitted	1,021	2,104	3,125
Enrolled	346	619	965

Source: CSU Enrollment Reporting System-Applicant (ERSA) data file

Mean SAT and ACT Scores and GPA of First-Time Freshmen

	Fall 2008 First-Time Freshmen		
	Men	Women	Overall
SAT Verbal	480	470	474
SAT Math	508	468	483
SAT Composite	989	938	958
% Submitting SAT scores			74.3%
ACT English	19	20	20
ACT Math	22	20	21
ACT Composite	21	20	20
% Submitting ACT scores			26.4%
High School GPA	3.1	3.3	3.2

Source: CSU Enrollment Reporting System-Student (ERSS) data file

FIRST-TIME FRESHMEN

First-Time Freshmen Headcount Enrollment by Race/Ethnicity

		Fall 2008		
		Full-Time	Part-Time	Total
Men	Nonresident alien	6	0	6
	Black, non-Hispanic	8	0	8
	American Indian/Alaska Native	3	0	3
	Asian/Pacific Islander	47	3	50
	Hispanic	110	8	118
	White, non-Hispanic	124	11	135
	Race/ethnicity unknown	25	1	26
	Total Men	**323**	**23**	**346**
Women	Nonresident alien	9	0	9
	Black, non-Hispanic	21	4	25
	American Indian/Alaska Native	4	2	6
	Asian/Pacific Islander	50	5	55
	Hispanic	231	20	251
	White, non-Hispanic	214	11	225
	Race/ethnicity unknown	47	1	48
	Total Women	**576**	**43**	**619**
Total First-Time Freshmen		**899**	**66**	**965**

Source: CSU Enrollment Reporting System-Student (ERSS) data file

Admissions

ADMISSIONS

Overall Applicants, Admits, and Enrollees by Level

	Fall 2008					
	Number			Admit Rate[2] and Yield Rate[3]		
	Men	Women	Total	Men	Women	Total
First-Time Freshmen						
Applied	1,678	3,073	4,751			
Admitted	1,021	2,104	3,125	60.8	68.5	65.8
Enrolled	346	619	965	33.9	29.4	30.9
Undergraduate Transfers						
Applied	739	1,411	2,150			
Admitted	410	803	1,213	55.5	56.9	56.4
Enrolled	291	500	791	71.0	62.3	65.2
First-Time Graduate Students[1]						
Applied	198	429	627			
Admitted	136	275	411	68.7	64.1	65.6
Enrolled	90	195	285	66.2	70.9	69.3

Non-Resident Alien Applicants, Admits, and Enrollees by Level

	Fall 2008					
	Number			Admit Rate[2] and Yield Rate[3]		
	Men	Women	Total	Men	Women	Total
First-Time Freshmen						
Applied	42	36	78			
Admitted	27	32	59	64.3	88.9	75.6
Enrolled	6	9	15	22.2	28.1	25.4
Undergraduate Transfers						
Applied	21	12	33			
Admitted	11	9	20	52.4	75.0	60.6
Enrolled	6	6	12	54.5	66.7	60.0
First-Time Graduate Students[1]						
Applied	11	19	30			
Admitted	2	8	10	18.2	42.1	33.3
Enrolled	0	4	4	0.0	50.0	40.0

Source: CSU Enrollment Reporting System-Student (ERSS) and -Applicant (ERSA) data file

[1] First-Time Graduate Students include new Master's or Doctorate degree seeking students. Thirty-six out of 39 students who applied and were admitted to graduate programs administered by University Extended Education, (i.e., EMBA, Genetic Counseling, and MSBA) are included in the official application file, and as a result are included in the First-Time Graduate Applied and Admitted numbers. Although these students enrolled in the University, they are not reflected in the Enrolled numbers since these are based on the official enrollment reporting file which only contains state-supported enrollments.

[2] Number of admitted divided by number of applicants * (100) = % applicants admitted.

[3] Number of enrolled divided by the number of applicants admitted * (100) = % actually enrolled.

Enrollment

ENROLLMENT

Full-Time Equivalent Students (FTES)

	Fall 2008		
	Undergraduate	Graduate	Total
Full-Time	5,007	802	5,809
Part-Time	1,899	893	2,792
FTE of Part-Time	**1091.3**	**360.9**	**1452.2**
Total Headcount	6,906	1,695	8,601
Total FTE	**5582.0**	**1049.3**	**6631.4**

Source: CSU Enrollment Reporting System-Student (ERSS) data file
Full-time Headcount: Undergraduate ≥ 12 student credit units; Graduate ≥ 9 student credit units
Part-time Headcount: Undergraduate < 12 student credit units; Graduate < 9 student credit units
FTE calculation for master's and doctorate degree-seeking students: Total student credit units / 12; FTE calculation for all other student types: Total student credit units / 15.
FTE may not sum to total due to rounding.

Total Headcount Enrollment by Level, Gender, and Race/Ethnicity

		Fall 2008		
		Undergraduate	Graduate	Total
Men	Nonresident alien	46	3	49
	Black, non-Hispanic	89	16	105
	American Indian/Alaska Native	24	8	32
	Asian/Pacific Islander	307	42	349
	Hispanic	655	98	753
	White, non-Hispanic	1,005	229	1,234
	Race/ethnicity unknown	338	100	438
	Total Men	**2,464**	**496**	**2,960**
Women	Nonresident alien	50	8	58
	Black, non-Hispanic	153	50	203
	American Indian/Alaska Native	41	9	50
	Asian/Pacific Islander	534	99	633
	Hispanic	1,401	269	1,670
	White, non-Hispanic	1,715	543	2,258
	Race/ethnicity unknown	548	221	769
	Total Women	**4,442**	**1,199**	**5,641**
	Total Students	**6,906**	**1,695**	**8,601**

Source: CSU Enrollment Reporting System-Student (ERSS) data file

Total Headcount Enrollment by Level

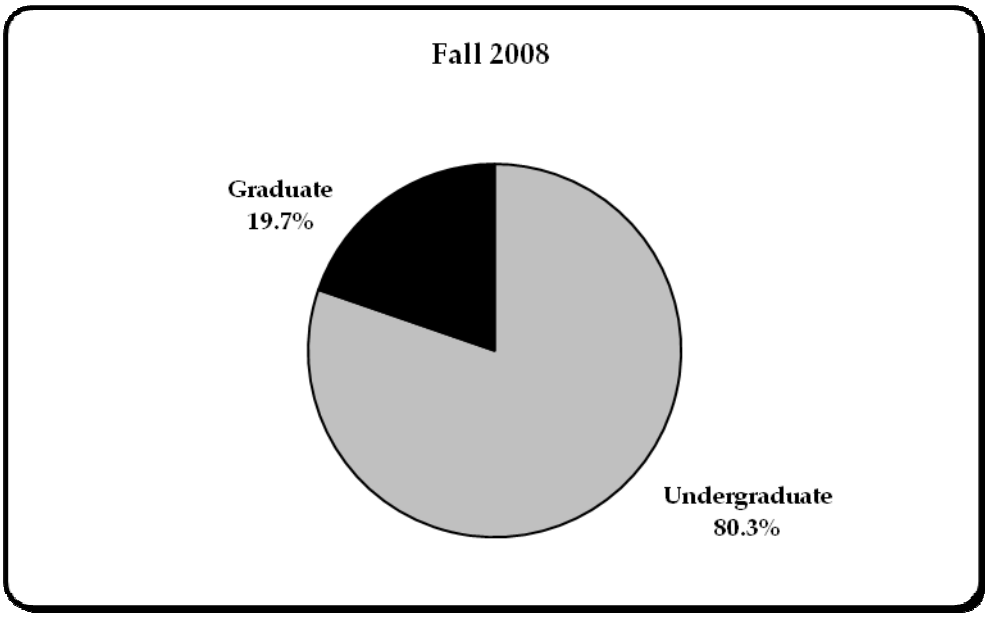

Source: CSU Enrollment Reporting System-Student (ERSS) data file

Total Headcount Enrollment by Level and Gender

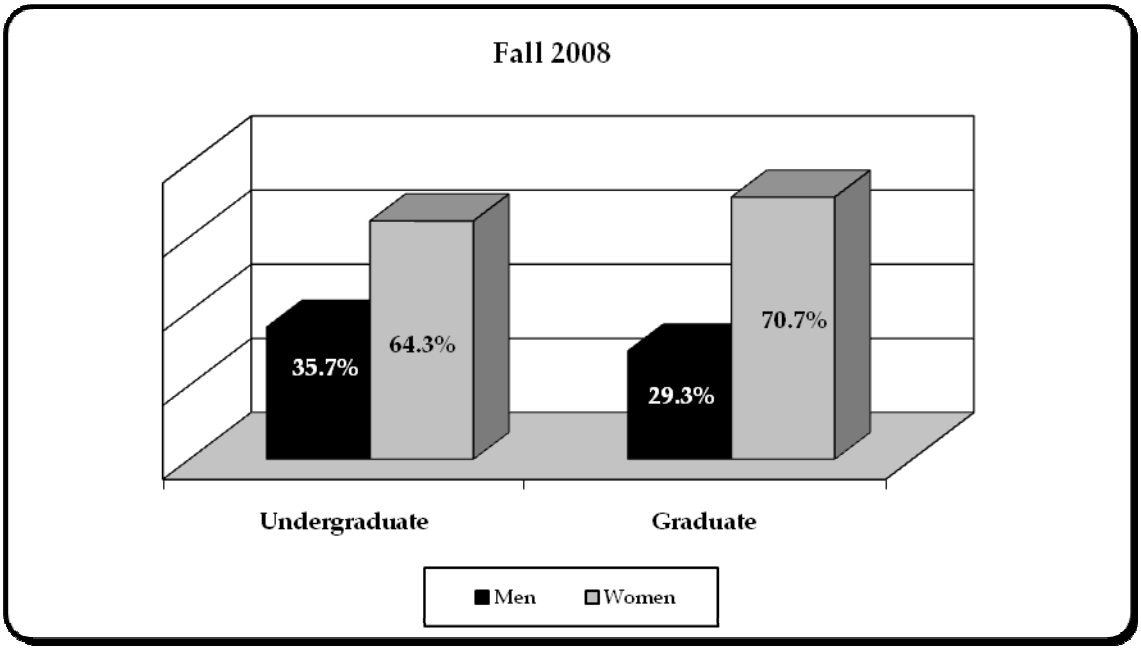

Source: CSU Enrollment Reporting System-Student (ERSS) data file

ENROLLMENT

Full-Time Headcount Enrollment by Level, Gender, and Race/Ethnicity

		Fall 2008		
		Undergraduate	**Graduate**	**Total Full-Time**
Men	Nonresident alien	39	1	40
	Black, non-Hispanic	64	8	72
	American Indian/Alaska Native	15	4	19
	Asian/Pacific Islander	239	17	256
	Hispanic	476	47	523
	White, non-Hispanic	721	97	818
	Race/ethnicity unknown	240	40	280
	Total Men	**1,794**	**214**	**2,008**
Women	Nonresident alien	44	3	47
	Black, non-Hispanic	94	25	119
	American Indian/Alaska Native	27	2	29
	Asian/Pacific Islander	353	46	399
	Hispanic	1,030	142	1,172
	White, non-Hispanic	1,260	250	1,510
	Race/ethnicity unknown	405	120	525
	Total Women	**3,213**	**588**	**3,801**
	Total Full-Time Students	**5,007**	**802**	**5,809**

Source: CSU Enrollment Reporting System-Student (ERSS) data file

Total Headcount Enrollment by Race/Ethnicity

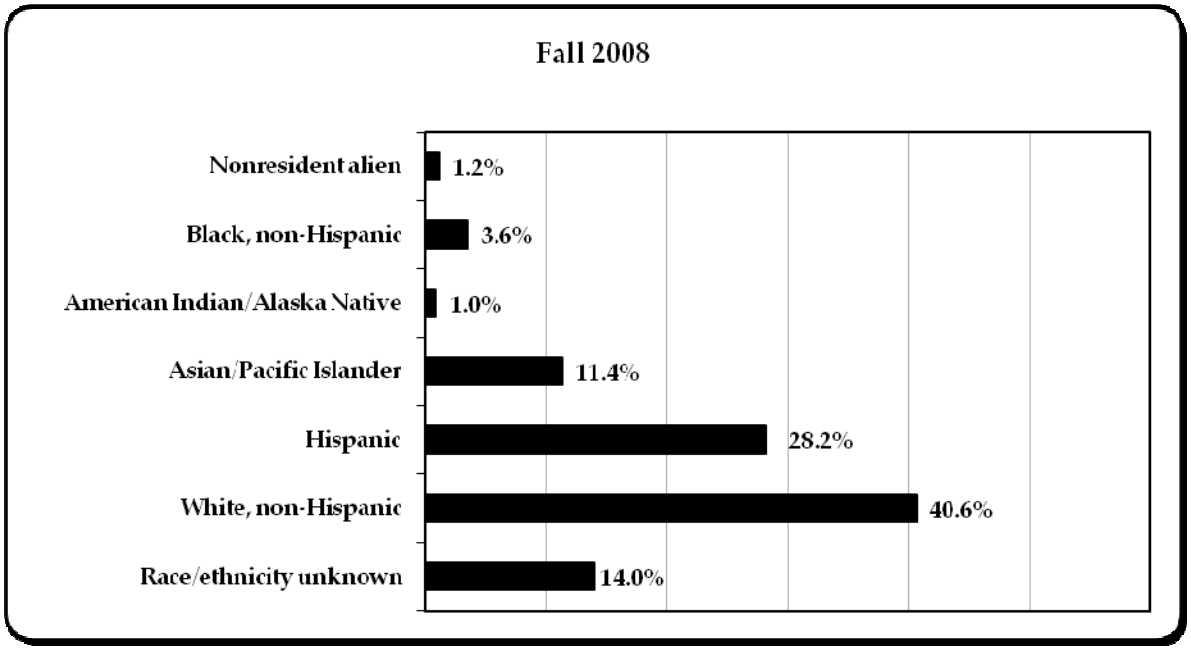

Source: CSU Enrollment Reporting System-Student (ERSS) data file

Total Undergraduate Headcount Enrollment by Race/Ethnicity

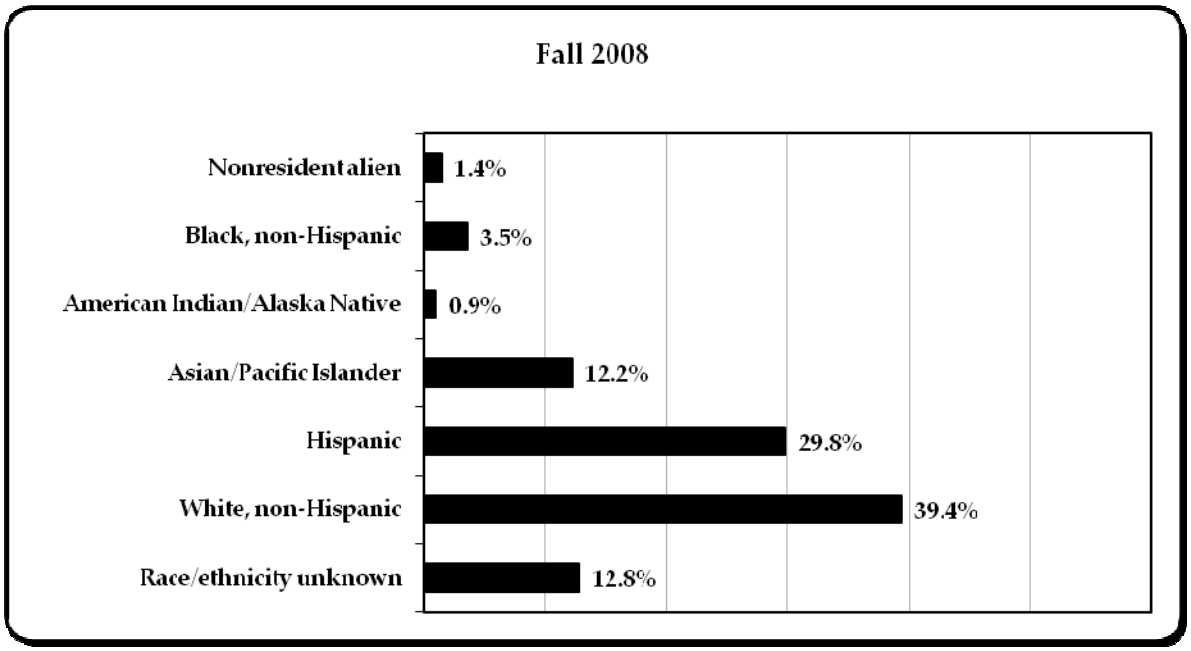

Source: CSU Enrollment Reporting System-Student (ERSS) data file

Total Graduate Headcount Enrollment by Race/Ethnicity

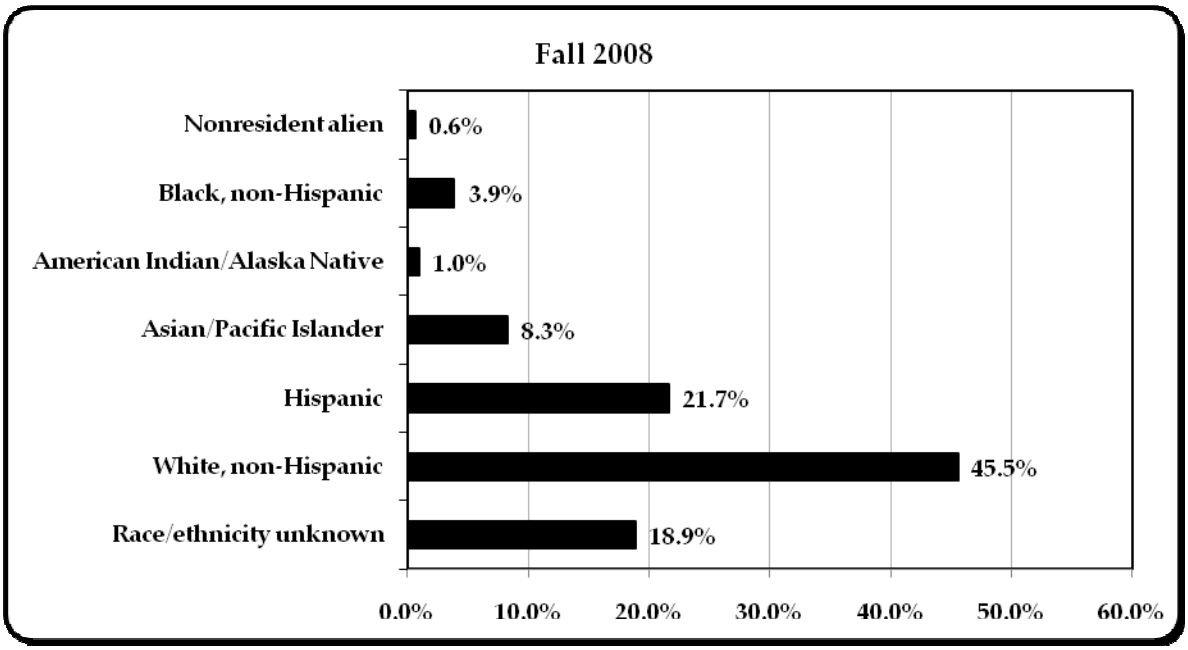

Source: CSU Enrollment Reporting System-Student (ERSS) data file

Full-Time Headcount Enrollment by Level

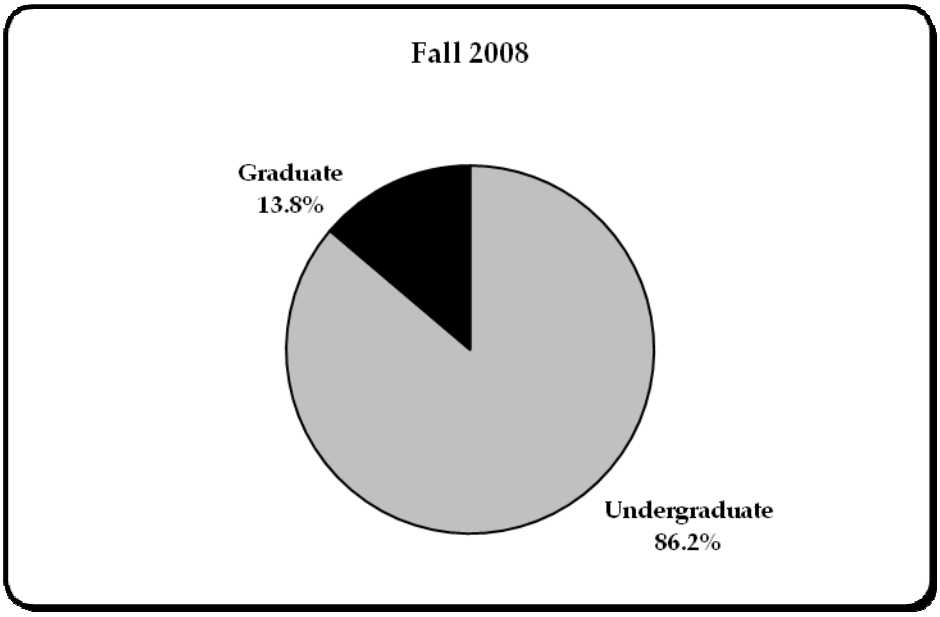

Source: CSU Enrollment Reporting System-Student (ERSS) data file
Full-time Headcount: Undergraduate ≥ 12 student credit units; Graduate ≥ 9 student credit units

Part-Time Headcount Enrollment by Level, Gender, and Race/Ethnicity

		Fall 2008		
		Undergraduate	Graduate	Total Part-Time
Men	Nonresident alien	7	2	9
	Black, non-Hispanic	25	8	33
	American Indian/Alaska Native	9	4	13
	Asian/Pacific Islander	68	25	93
	Hispanic	179	51	230
	White, non-Hispanic	284	132	416
	Race/ethnicity unknown	98	60	158
	Total Men	**670**	**282**	**952**
Women	Nonresident alien	6	5	11
	Black, non-Hispanic	59	25	84
	American Indian/Alaska Native	14	7	21
	Asian/Pacific Islander	181	53	234
	Hispanic	371	127	498
	White, non-Hispanic	455	293	748
	Race/ethnicity unknown	143	101	244
	Total Women	**1,229**	**611**	**1,840**
	Total Part-Time Students	**1,899**	**893**	**2,792**

Source: CSU Enrollment Reporting System-Student (ERSS) data file

Part-Time Headcount Enrollment by Level

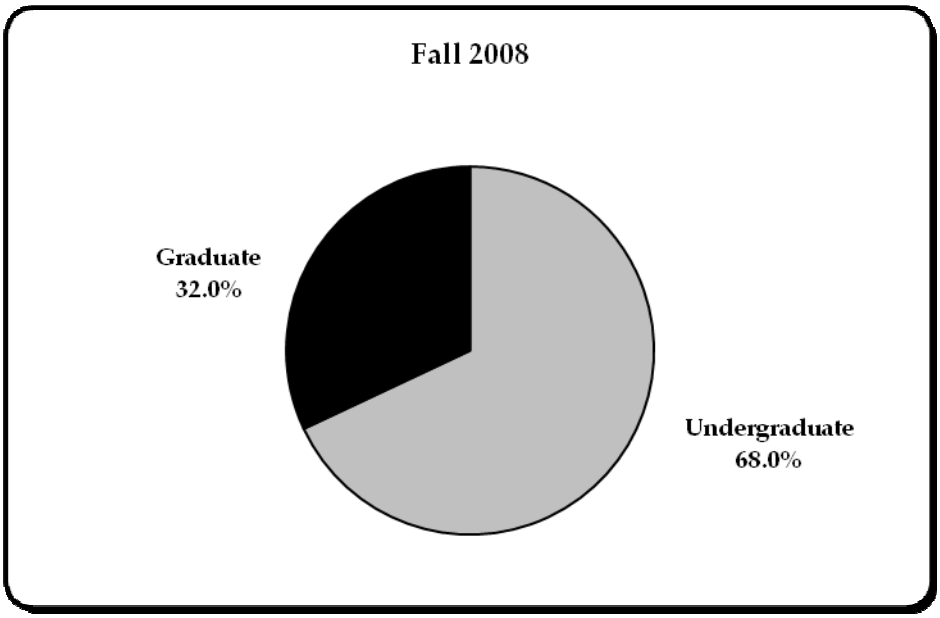

Source: CSU Enrollment Reporting System-Student (ERSS) data file
Part-time Headcount: Undergraduate < 12 student credit units; Graduate < 9 student credit units

Full-Time Headcount Enrollment by Level, Gender, and Age

		Fall 2008		
		Undergraduate	Graduate	Total Full-Time
Men	Under 18	0	0	0
	18-19	545	0	545
	20-21	485	1	486
	22-24	447	39	486
	25-29	212	89	301
	30-34	58	24	82
	35-39	17	24	41
	40-49	19	28	47
	50-64	11	9	20
	65 and over	0	0	0
	Total Men	**1,794**	**214**	**2,008**
Women	Under 18	6	0	6
	18-19	1,003	0	1,003
	20-21	981	6	987
	22-24	748	163	911
	25-29	273	205	478
	30-34	82	67	149
	35-39	37	46	83
	40-49	63	71	134
	50-64	20	30	50
	65 and over	0	0	0
	Total Women	**3,213**	**588**	**3,801**
	Total Full-Time Students	**5,007**	**802**	**5,809**

Source: CSU Enrollment Reporting System-Student (ERSS) data file

Part-Time Headcount Enrollment by Level, Gender, and Age

		Fall 2008		
		Undergraduate	Graduate	Total Part-Time
Men	Under 18	0	0	0
	18-19	53	0	53
	20-21	75	2	77
	22-24	198	36	234
	25-29	176	74	250
	30-34	70	59	129
	35-39	40	40	80
	40-49	38	41	79
	50-64	20	28	48
	65 and over	0	2	2
	Total Men	**670**	**282**	**952**
Women	Under 18	2	0	2
	18-19	90	0	90
	20-21	170	1	171
	22-24	331	68	399
	25-29	271	196	467
	30-34	119	95	214
	35-39	83	67	150
	40-49	114	112	226
	50-64	48	65	113
	65 and over	1	7	8
	Total Women	**1,229**	**611**	**1,840**
	Total Part-Time Students	**1,899**	**893**	**2,792**

Source: CSU Enrollment Reporting System-Student (ERSS) data file

Total Undergraduate Headcount Enrollment by Status

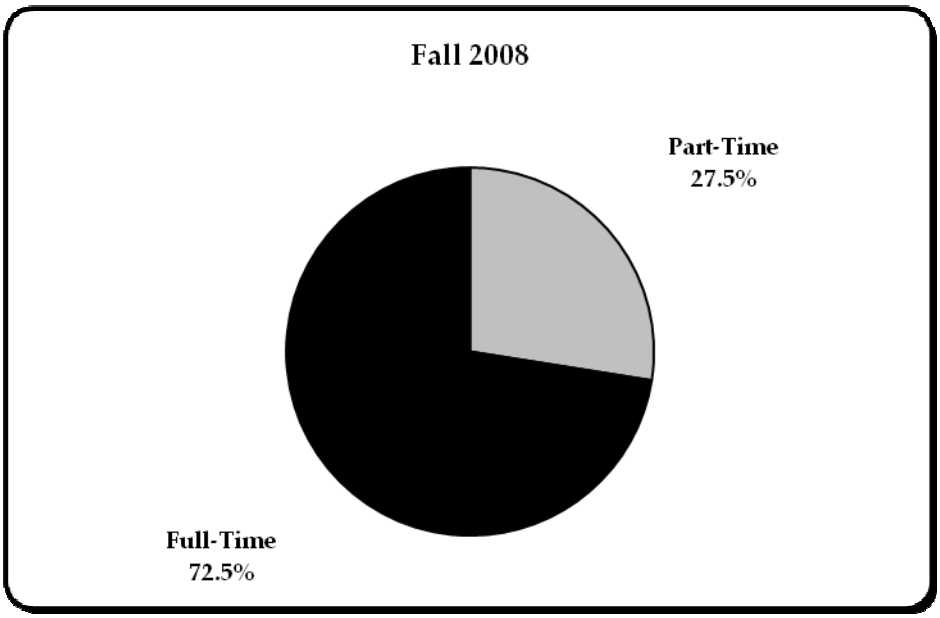

Source: CSU Enrollment Reporting System-Student (ERSS) data file

Total Graduate Headcount Enrollment by Status

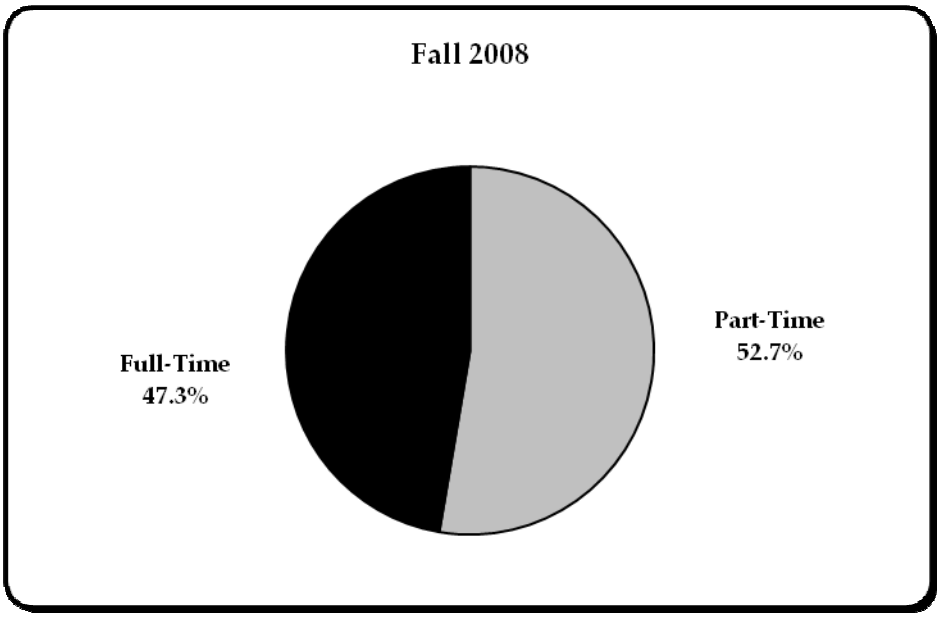

Source: CSU Enrollment Reporting System-Student (ERSS) data file

Total Headcount Enrollment by College

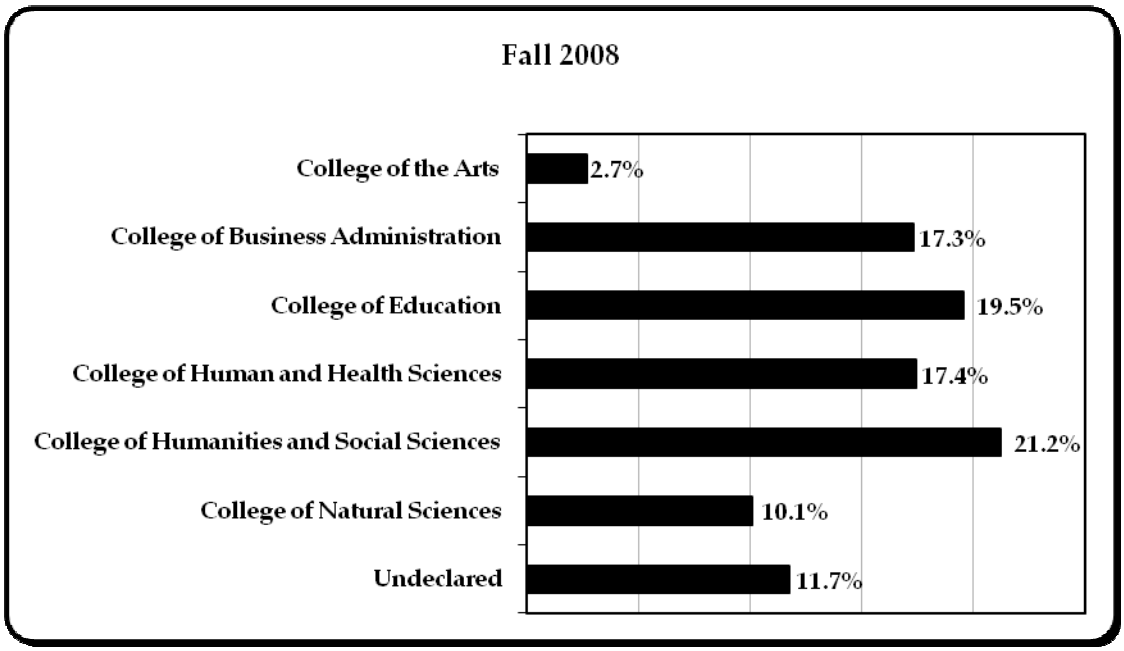

Source: CSU Enrollment Reporting System-Student (ERSS) data file; Degree details are from CSU Stanislaus Banner student system data

Total Headcount Enrollment by Level, College, and Degree Program

Fall 2008				
College	**Degree Program**	**UG**	**GR**	**Total**
College of the Arts	Art	76	0	76
	Art (Studio/Performance)	12	0	12
	Music	55	0	55
	Music (Professional Performance)	56	0	56
	Theatre Arts	32	0	32
	College of the Arts Total	**231**	**0**	**231**
College of Business Administration	Applied Studies	8	0	8
	Business Administration	1,257	137	1,394
	Executive MBA[1]	0	77	77
	Business Administration, MSBA[1]	0	6	6
	Computer Information Systems	88	0	88
	College of Business Administration Total	**1,353**	**137**	**1,490**
College of Education	Credential	0	363	363
	Education	0	289	289
	Educational Leadership	0	29	29
	Liberal Studies	838	0	838
	Physical Education	162	0	162
	College of Education Total	**1,000**	**681**	**1,681**

Continued on next page

ENROLLMENT

FALL 2008				
College	**Degree Program**	**UG**	**GR**	**Total**
College of Human & Health Sciences	Child Development	148	0	148
	Nursing	234	0	234
	Pre-Nursing	383	0	383
	Psychology	530	55	585
	Social Work	0	150	150
	College of Human & Health Sciences Total	**1,295**	**205**	**1,500**
College of Humanities & Social Sciences	Agricultural Studies	58	0	58
	Anthropology	38	0	38
	Communication Studies	188	0	188
	Criminal Justice	430	38	468
	Economics	36	0	36
	English	181	68	249
	Geography	16	0	16
	History	173	31	204
	Interdisciplinary Studies/Special Major	4	23	27
	Philosophy	13	0	13
	Political Science	86	0	86
	Public Administration	0	90	90
	Social Sciences	97	0	97
	Sociology	198	0	198
	Spanish	55	0	55
	College of Humanities & Social Sciences Total	**1,573**	**250**	**1,823**
College of Natural Sciences	Biological Sciences	486	0	486
	Chemistry	88	0	88
	Cognitive Studies	6	0	6
	Computer Science	85	0	85
	Ecology and Sustainability	0	15	15
	Geology	24	0	24
	Marine Sciences	0	0	0
	Mathematics	133	0	133
	Physical Sciences	3	0	3
	Physics	26	0	26
	College of Natural Sciences Total	**851**	**15**	**866**
Undeclared		**603**	**407**	**1,010**
University Total		**6,906**	**1,695**	**8,601**

Source: CSU Enrollment Reporting System-Student (ERSS) data file; Degree details are from CSU Stanislaus Banner student system data

[1]Executive MBA and MSBA (International Finance) students are not enrolled in state-supported courses, therefore are not included in the College of Business Administration total and University total above. These students are also not reflected in the various tables and charts throughout the Enrollment section.

Total Undergraduate Headcount Enrollment by College

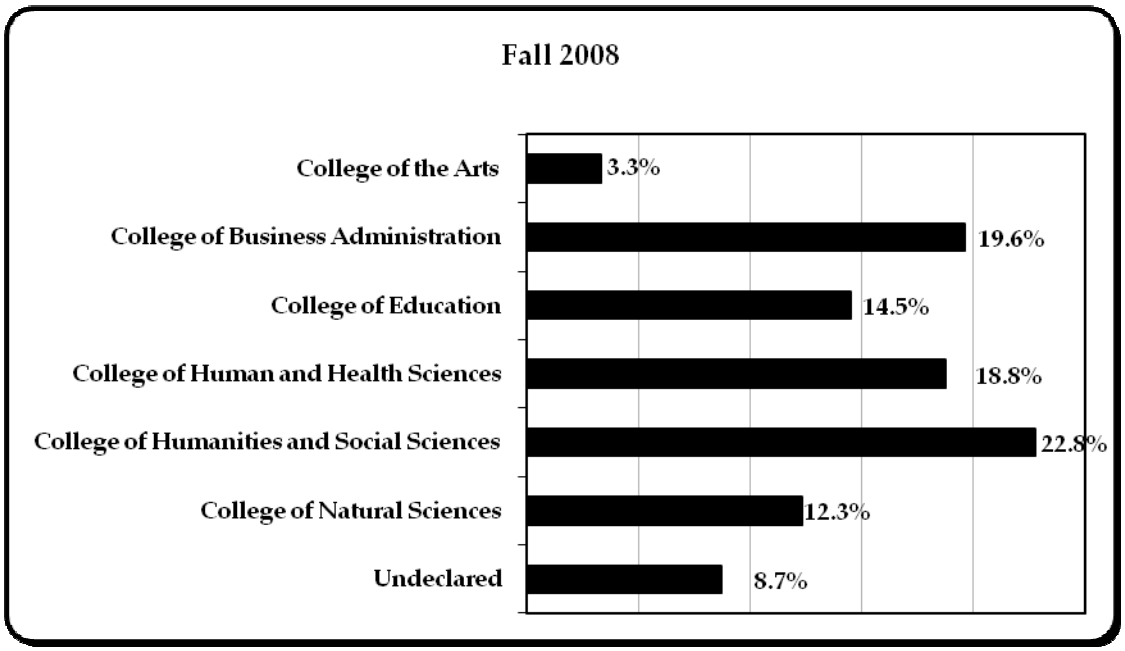

Source: CSU Enrollment Reporting System-Student (ERSS) data file; Degree details are from CSU Stanislaus Banner student system data

Total Graduate Headcount Enrollment by College

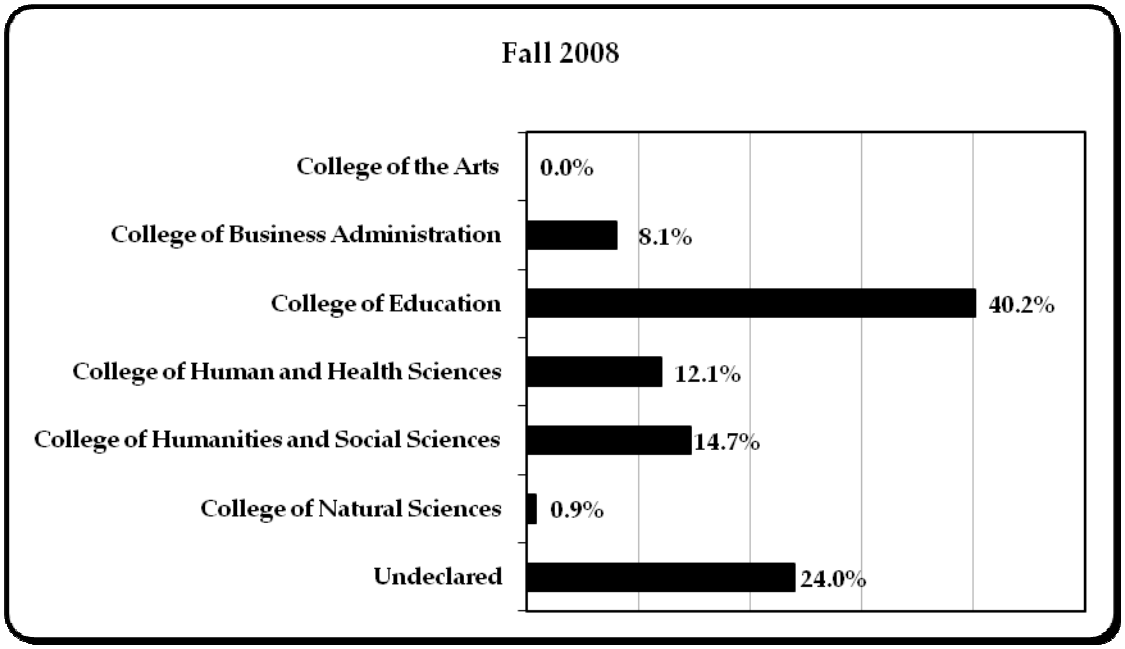

Source: CSU Enrollment Reporting System-Student (ERSS) data file; Degree details are from CSU Stanislaus Banner student system data

Degrees Awarded

DEGREES AWARDED

Retention and Graduation Rates

Student Cohort	Freshmen 1-Year Retention Rate	4-Year Grad Rate	6-Year Grad Rate	Still Enrolled at 6 years
Fall 2000	81.2%	20.0%	50.1%	5.3%
Fall 2001	84.1%	18.6%	51.6%	7.0%
Fall 2002	81.6%	21.1%	52.7%	7.8%
Fall 2003	80.0%	21.6%		
Fall 2004	81.8%	23.4%		
Fall 2005	80.6%			
Fall 2006	81.0%			
Fall 2007	81.6%			

Source: CSU Enrollment Reporting System-Student (ERSS) and -Degrees data file
Student Cohort: First-time, full-time freshmen entering in the fall semester indicated

Degrees Awarded by Level and Gender

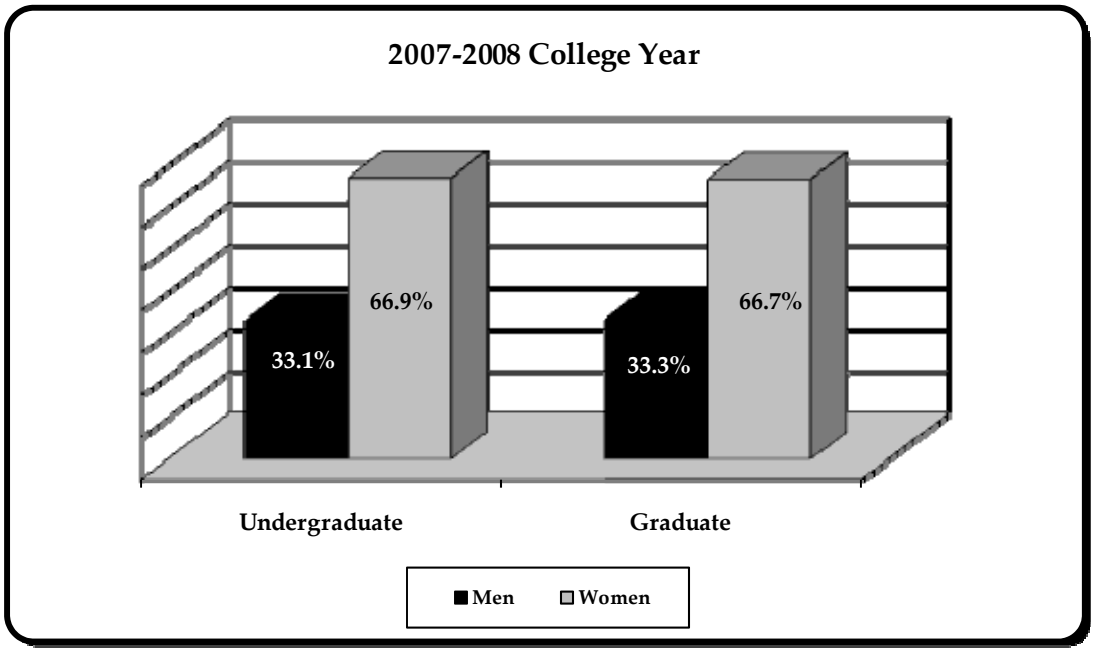

Source: CSU Enrollment Reporting System-Degrees (ERSD) data file
College Year: Summer, fall, winter, and spring terms
Undergraduate: Baccalaureate degrees awarded; includes baccalaureate degrees awarded to post-baccalaureates seeking a second Bachelor's degree
Graduate: Master's degrees awarded

DEGREES AWARDED

Degrees Awarded by Gender and Race/Ethnicity

		2007-2008 College Year		
		Undergraduate	**Graduate**	**Total**
Men	Nonresident alien	6	2	8
	Black, non-Hispanic	22	2	24
	American Indian/Alaska Native	6	1	7
	Asian/Pacific Islander	60	7	67
	Hispanic	113	18	131
	White, non-Hispanic	209	32	241
	Race/ethnicity unknown	88	10	98
	Total Men	**504**	**72**	**576**
Women	Nonresident alien	7	1	8
	Black, non-Hispanic	41	8	49
	American Indian/Alaska Native	7	3	10
	Asian/Pacific Islander	102	9	111
	Hispanic	294	23	317
	White, non-Hispanic	427	70	497
	Race/ethnicity unknown	142	30	172
	Total Women	**1,020**	**144**	**1,164**
	Total Students	**1,524**	**216**	**1,740**

Source: CSU Enrollment Reporting System-Degrees (ERSD) data file

DEGREES AWARDED

All Degrees Awarded by Race/Ethnicity

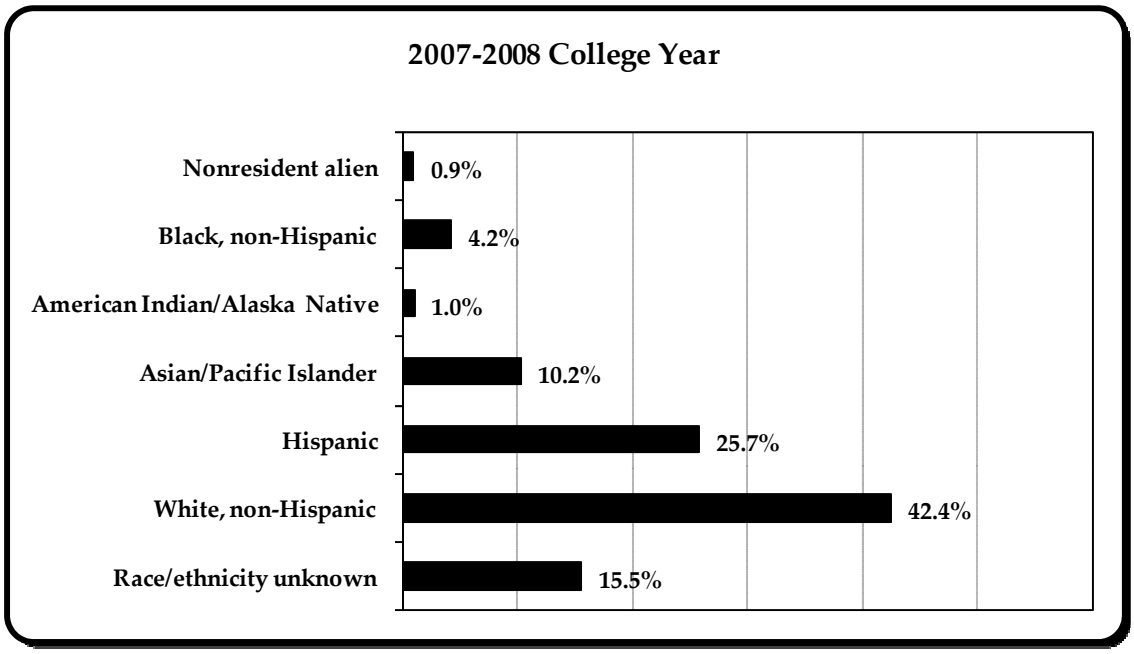

Source: CSU Enrollment Reporting System-Degrees (ERSD) data file

Undergraduate Degrees Awarded by Race/Ethnicity

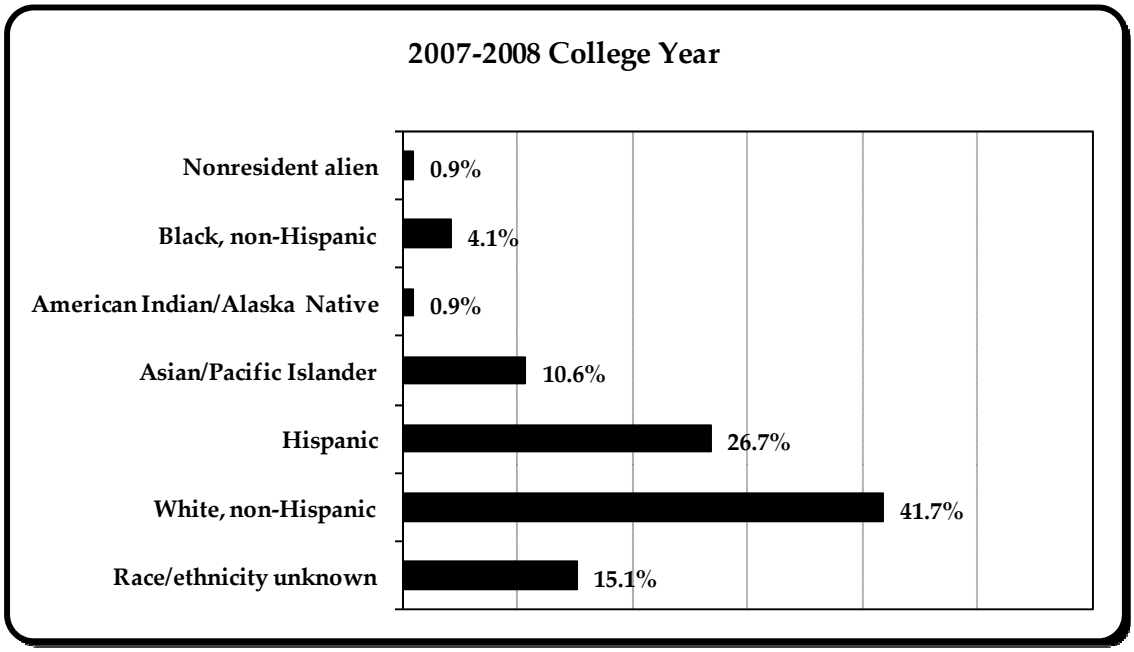

Source: CSU Enrollment Reporting System-Degrees (ERSD) data file

Graduate Degrees Awarded by Race/Ethnicity

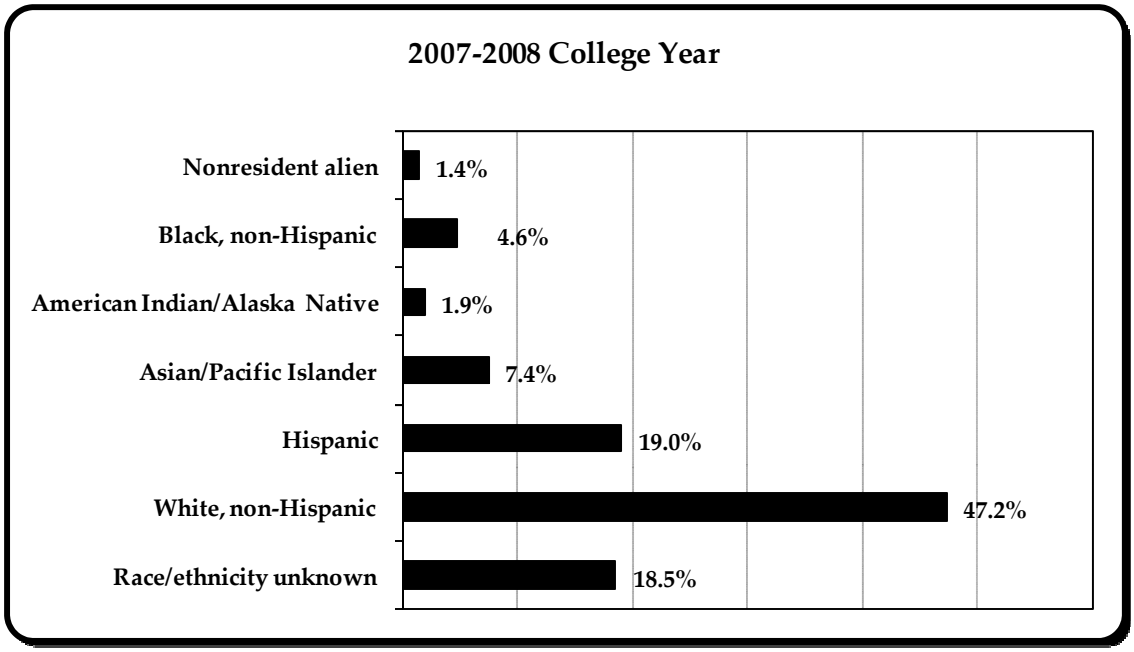

Source: CSU Enrollment Reporting System-Degrees (ERSD) data file

DEGREES AWARDED

Distribution of All Degrees Awarded by College

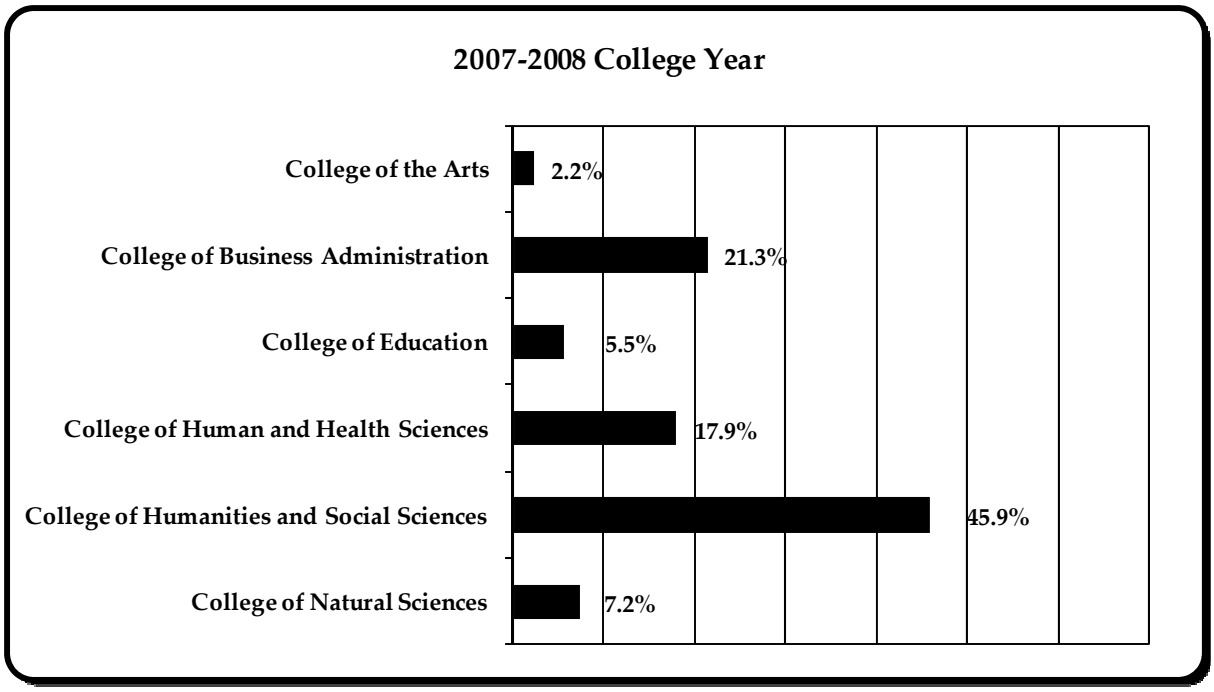

Source: CSU Enrollment Reporting System-Degrees (ERSD) data file; Degree details are from CSU Stanislaus internal Banner student system data

Degrees Awarded by Level, College, and Degree Program

2007-2008 College Year				
College	**Degree Program**	**UG**	**GR**	**Total**
College of the Arts	Art	17	0	17
	Art (Studio/Performance)	3	0	3
	Music	5	0	5
	Music (Professional Performance)	9	0	9
	Theatre Arts	5	0	5
	College of the Arts Total	**39**	**0**	**39**
College of Business Administration	Applied Studies	5	0	5
	Business Administration	294	30	324
	Business Administration, MSBA	0	6	6
	Computer Information Systems	35	0	35
	College of Business Administration Total	**334**	**36**	**370**
College of Education	Education	0	48	48
	Physical Education	48	0	48
	College of Education Total	**48**	**48**	**96**

Continued on next page

DEGREES AWARDED

2007-2008 College Year				
College	**Degree Program**	**UG**	**GR**	**Total**
College of Human & Health Sciences	Child Development	39	0	39
	Nursing	60	0	60
	Psychology	145	10	155
	Social Work	0	58	58
	College of Human & Health Sciences Total	**244**	**68**	**312**
College of Humanities & Social Sciences	Agricultural Studies	12	0	12
	Anthropology	10	0	10
	Communication Studies	76	0	76
	Criminal Justice	125	15	140
	Economics	19	0	19
	English	54	10	64
	Geography	7	0	7
	History	29	3	32
	Interdisciplinary Studies/Special Major	3	19	22
	Liberal Studies	236	0	236
	Philosophy	3	0	3
	Political Science	24	0	24
	Public Administration	0	16	16
	Social Sciences	44	0	44
	Sociology	72	0	72
	French	1	0	1
	Spanish	20	0	20
	College of Humanities & Social Sciences Total	**735**	**63**	**798**
College of Natural Sciences	Biological Sciences	67	0	67
	Chemistry	12	0	12
	Cognitive Studies	1	0	1
	Computer Science	6	0	6
	Geology	4	0	4
	Marine Sciences	0	1	1
	Mathematics	26	0	26
	Physics	7	0	7
	Physical Sciences	1	0	1
	College of Natural Sciences Total	**124**	**1**	**125**
University Total		**1,524**	**216**	**1,740**

Source: CSU Enrollment Reporting System-Degrees (ERSD) data file; Degree details are from CSU Stanislaus internal Banner student system data

DEGREES AWARDED

Distribution of Undergraduate Degrees Awarded by College

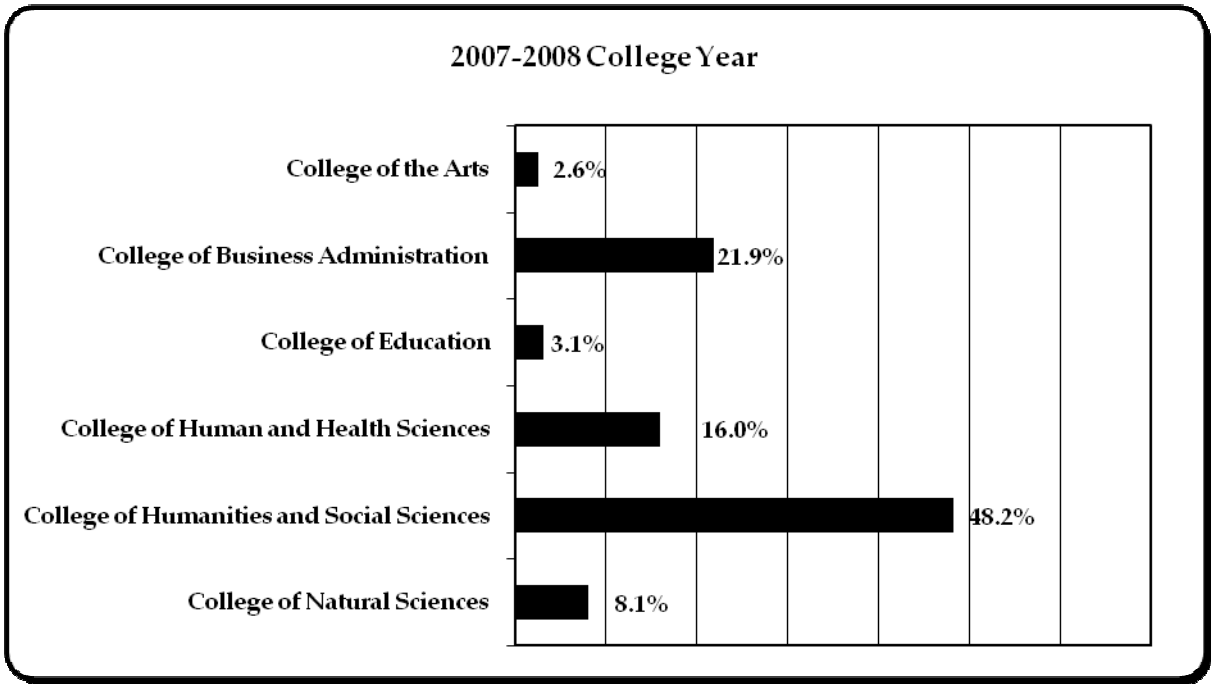

Source: CSU Enrollment Reporting System-Degrees (ERSD) data file; Degree details are from CSU Stanislaus internal Banner student system data

Distribution of Graduate Degrees Awarded by College

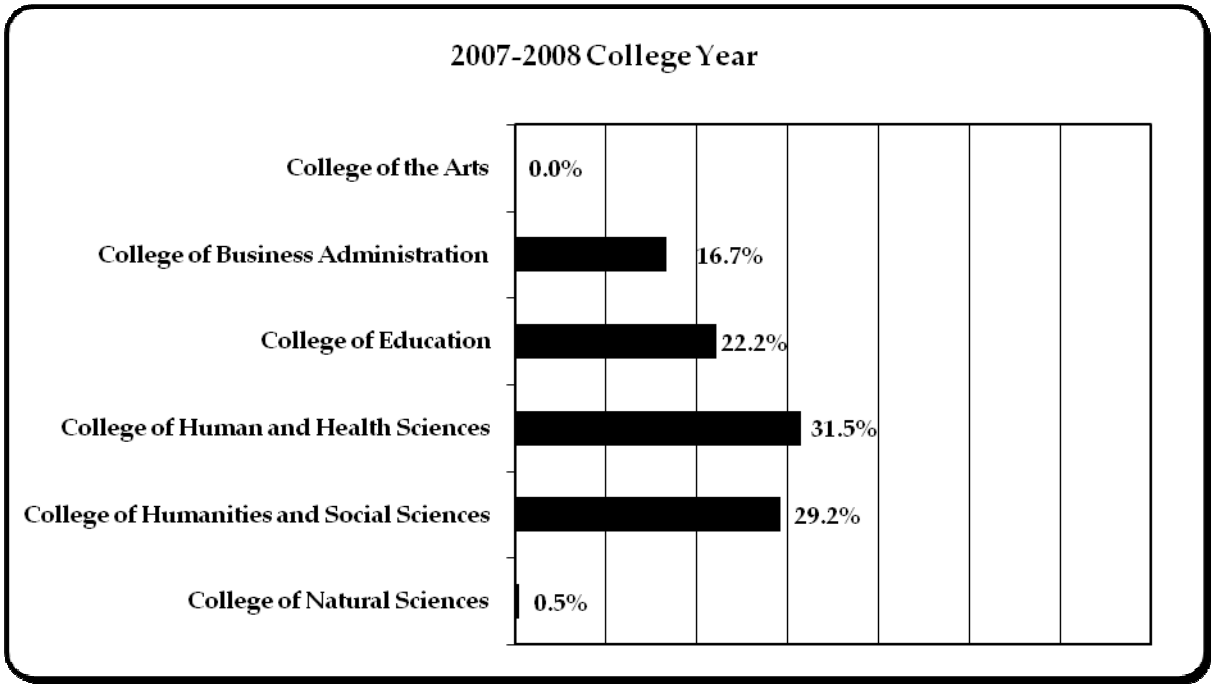

Source: CSU Enrollment Reporting System-Degrees (ERSD) data file; Degree details are from CSU Stanislaus internal Banner student system data

DEGREES AWARDED

Distribution of Degrees Awarded by Level

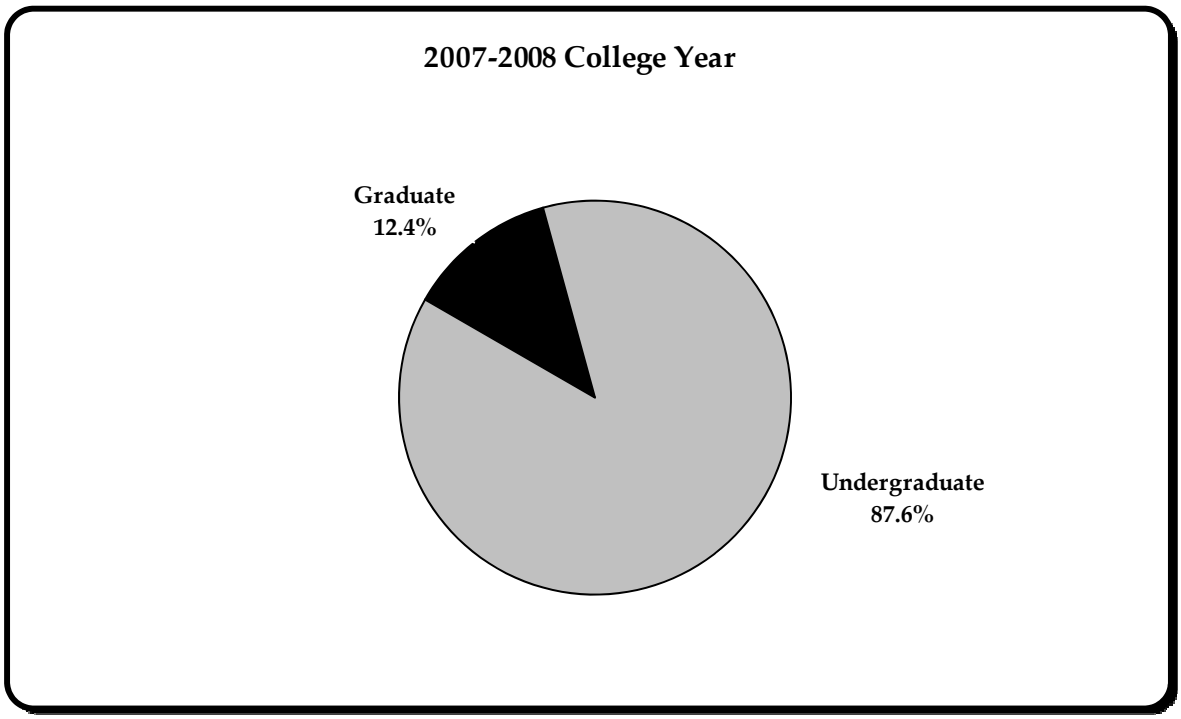

Source: CSU Enrollment Reporting System-Degrees (ERSD) data file; Degree details are from CSU Stanislaus internal Banner student system data

DEGREES AWARDED

Credentials Recommended

The California Commission on Teacher Credentialing (CCTC) awards credentials and certificates to post-baccalaureate students who meet or exceed the Standards for Educator Preparation and Standards for Educator Competence and successfully complete their programs. The table below lists the number and type of credentials recommended to and granted by the CCTC for CSU Stanislaus students for the 2007-2008 college year.

2007-2008 College Year		
Subject	**Type**	**Count**
Administrative Services	Internship	21
	Certificate of Eligibility	65
	Preliminary	41
	Professional Clear	3
	Total	**130**
Education Specialist	Internship	4
	Preliminary	12
	Professional Clear	5
	Total	**21**
Multiple Subject	Internship	40
	Preliminary	322
	Professional Clear	136
	Total	**498**
Pupil Personnel Services	Internship	9
	Clear Services	16
	Total	**25**
Reading & Language Arts	Clear Specialist	5
	Total	**5**
Single Subject	Internship	64
	Preliminary	112
	Professional Clear	30
	Total	**206**
Total Credentials Recommended		**885**

Faculty

FACULTY

Full-Time Faculty by Gender and Race/Ethnicity

Fall 2008			
Race/Ethnicity	**Men**	**Women**	**Total**
Nonresident alien	1	0	1
Black, non-Hispanic	6	3	9
American Indian/Alaska Native	2	3	5
Asian/Pacific Islander	11	23	34
Hispanic	12	12	24
White, non-Hispanic	124	101	225
Race/ethnicity unknown	12	3	15
Total Full-Time Faculty	**168**	**145**	**313**

Source: CSU B40 CIRS Statistical Report

Full-Time Faculty by Gender

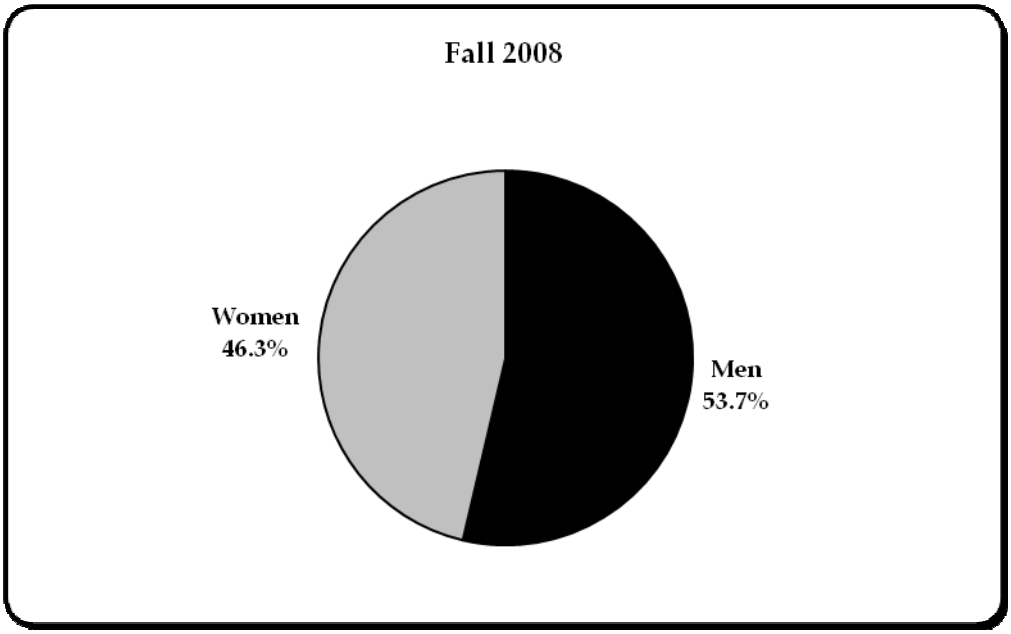

Source: CSU B40 CIRS Statistical Report

FACULTY

Full-Time Faculty by Race/Ethnicity

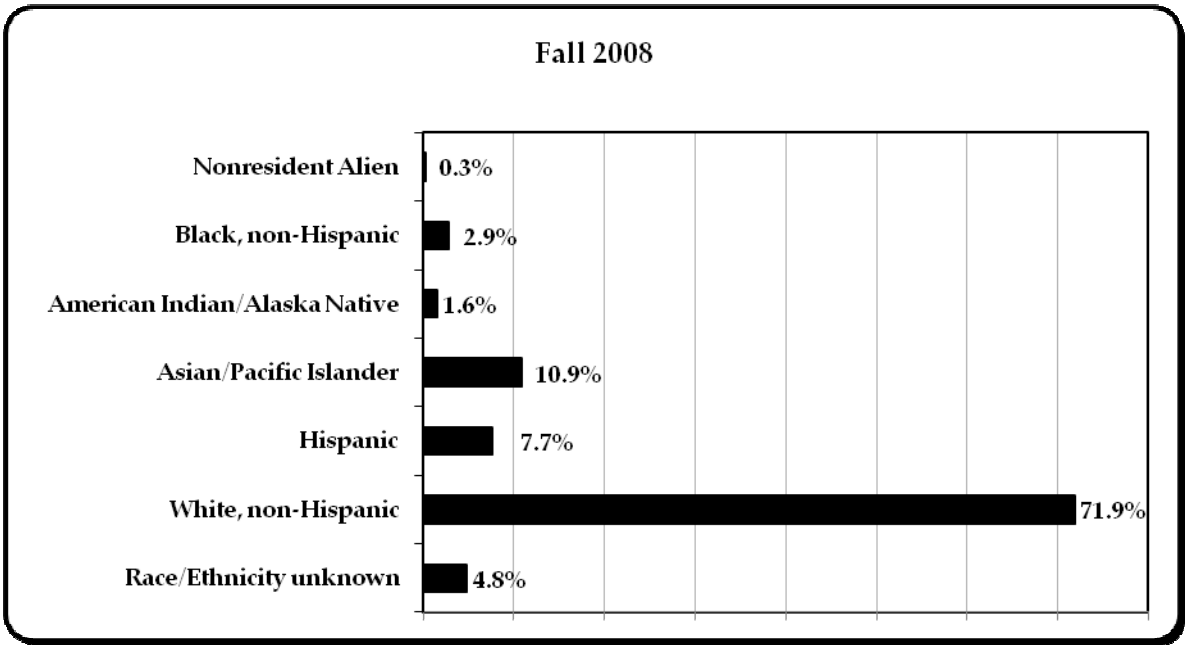

Source: CSU B40 CIRS Statistical Report

Part-Time Faculty by Gender and Race/Ethnicity

Fall 2008			
Race/Ethnicity	**Men**	**Women**	**Total**
Nonresident alien	0	0	0
Black, non-Hispanic	2	0	2
American Indian/Alaska Native	0	0	0
Asian/Pacific Islander	9	5	14
Hispanic	7	3	10
White, non-Hispanic	73	78	151
Race/ethnicity unknown	5	6	11
Total Part-Time Faculty	**96**	**92**	**188**

Source: CSU B40 CIRS Statistical Report

FACULTY

Part-Time Faculty by Gender

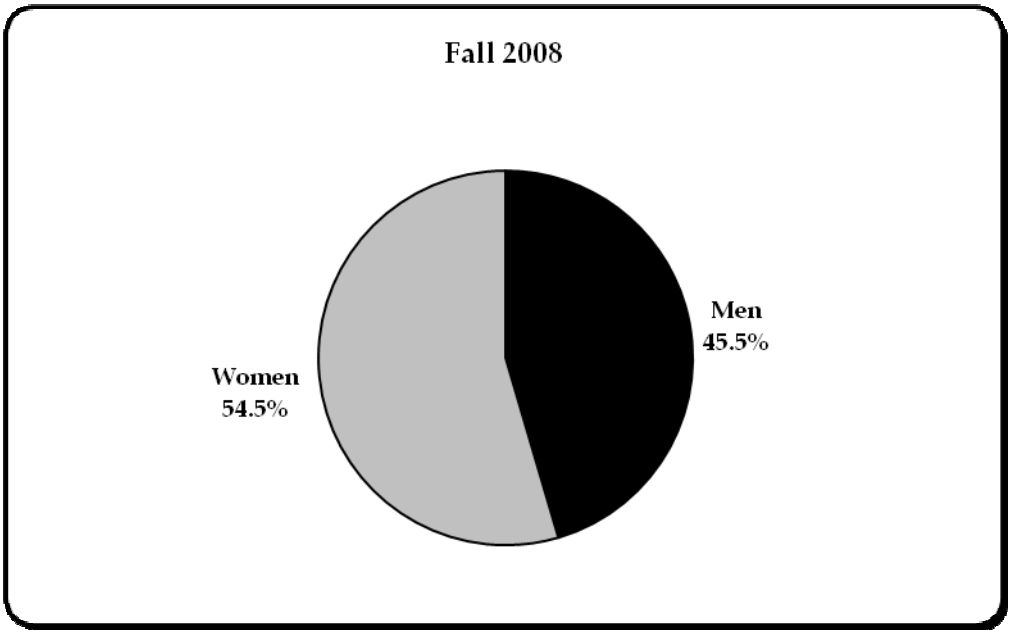

Source: CSU B40 CIRS Statistical Report

Part-Time Faculty by Race/Ethnicity



Source: CSU B40 CIRS Statistical Report

Staff

Full-Time Staff by Classification, Gender, and Race/Ethnicity

		Fall 2008						
		Executive/Administrative/Managerial	Other professionals (support/service)	Technical and Paraprofessionals	Clerical and secretarial	Skilled crafts	Service/Maintenance	Total Full-Time Staff
Men	Nonresident alien	0	0	0	0	0	0	0
	Black, non-Hispanic	2	3	0	0	1	0	6
	American Indian/Alaska Native	0	2	1	0	2	0	5
	Asian/Pacific Islander	0	4	1	2	1	3	11
	Hispanic	3	13	3	3	9	12	43
	White, non-Hispanic	14	55	17	3	17	6	112
	Race/ethnicity unknown	0	9	1	0	1	3	14
	Total Men	**19**	**86**	**23**	**8**	**31**	**24**	**191**
Women	Nonresident alien	0	0	0	0	0	0	0
	Black, non-Hispanic	0	8	1	4	0	1	14
	American Indian/Alaska Native	0	1	0	4	0	1	6
	Asian/Pacific Islander	2	9	6	4	0	3	24
	Hispanic	3	17	11	15	0	6	52
	White, non-Hispanic	12	87	32	67	0	6	204
	Race/ethnicity unknown	0	8	4	13	0	1	26
	Total Women	**17**	**130**	**54**	**107**	**0**	**18**	**326**
Total Full-Time Staff		**36**	**216**	**77**	**115**	**31**	**42**	**517**

Source: CSU B40 CIRS Statistical Report

STAFF

Full-Time Staff by Gender

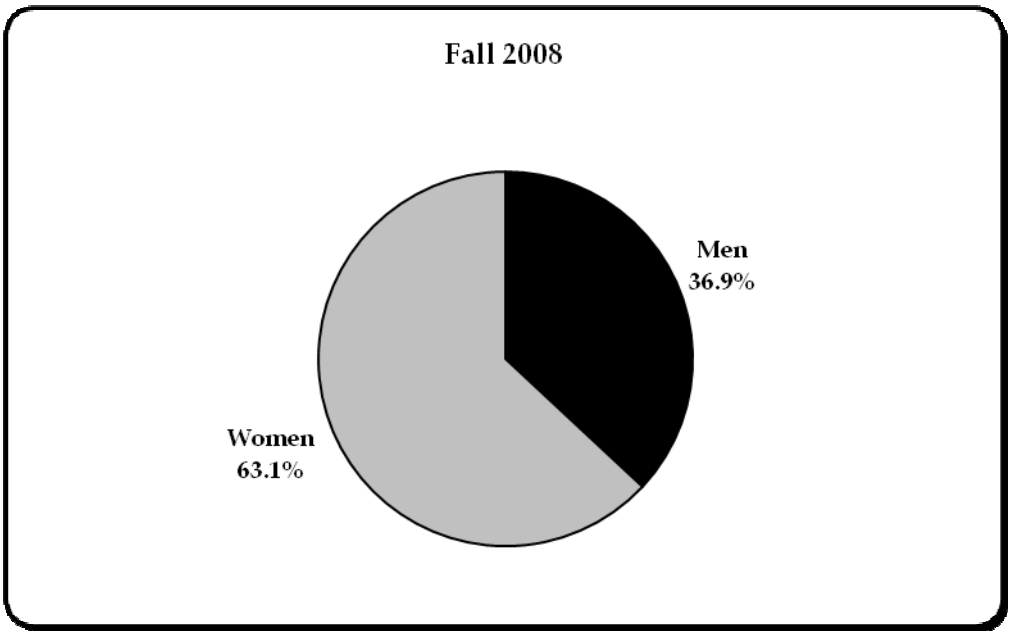

Source: CSU B40 CIRS Statistical Report

Full-Time Staff by Race/Ethnicity

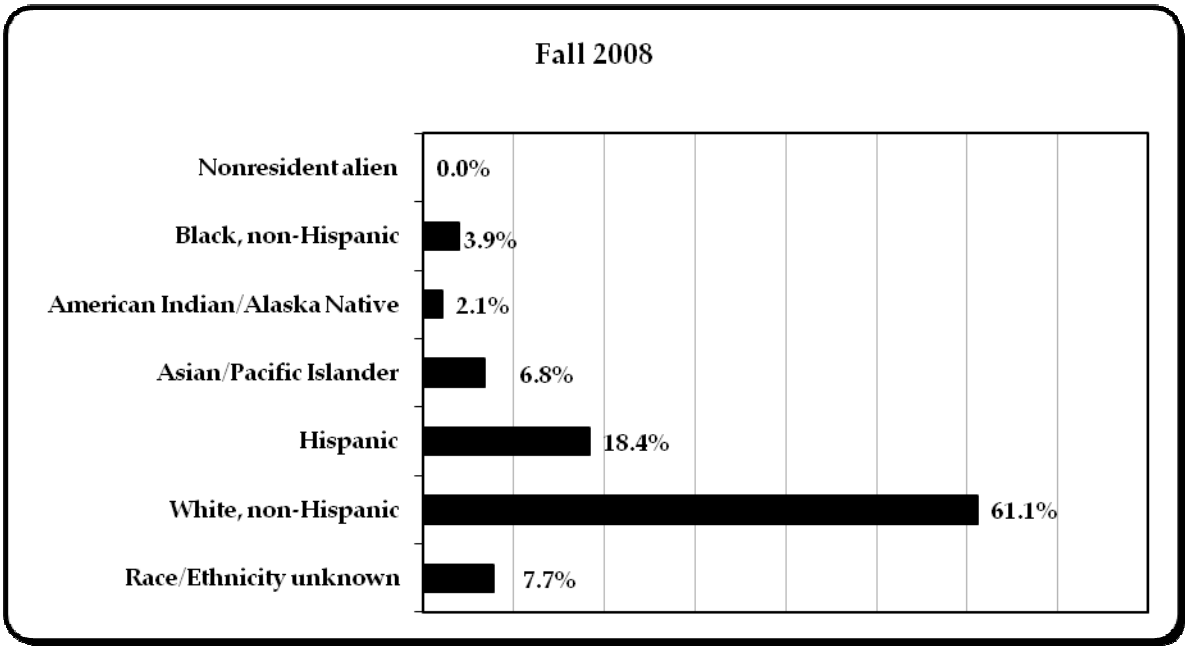

Source: CSU B40 CIRS Statistical Report

Part-Time Staff by Classification, Gender, and Race/Ethnicity

		Fall 2008						
		Executive/Administrative/Managerial	Other professionals (support/service)	Technical and Paraprofessionals	Clerical and secretarial	Skilled crafts	Service/Maintenance	Total Part-Time Staff
Men	Nonresident alien	0	0	0	0	0	0	0
	Black, non-Hispanic	0	0	1	0	0	0	1
	American Indian/Alaska Native	0	0	0	0	0	0	0
	Asian/Pacific Islander	0	1	0	0	0	0	1
	Hispanic	0	1	0	0	0	0	1
	White, non-Hispanic	0	8	4	0	0	0	12
	Race/ethnicity unknown	0	1	1	0	0	0	2
	Total Men	**0**	**11**	**6**	**0**	**0**	**0**	**17**
Women	Nonresident alien	0	0	0	0	0	0	0
	Black, non-Hispanic	0	0	0	1	0	0	1
	American Indian/Alaska Native	0	1	0	0	0	0	1
	Asian/Pacific Islander	0	0	0	0	0	0	0
	Hispanic	0	1	0	1	0	0	2
	White, non-Hispanic	0	9	0	6	0	0	15
	Race/ethnicity unknown	0	0	0	0	0	0	0
	Total Women	**0**	**11**	**0**	**8**	**0**	**0**	**19**
Total Part-Time Staff		**0**	**22**	**6**	**8**	**0**	**0**	**36**

Source: CSU B40 CIRS Statistical Report

Part-Time Staff by Gender

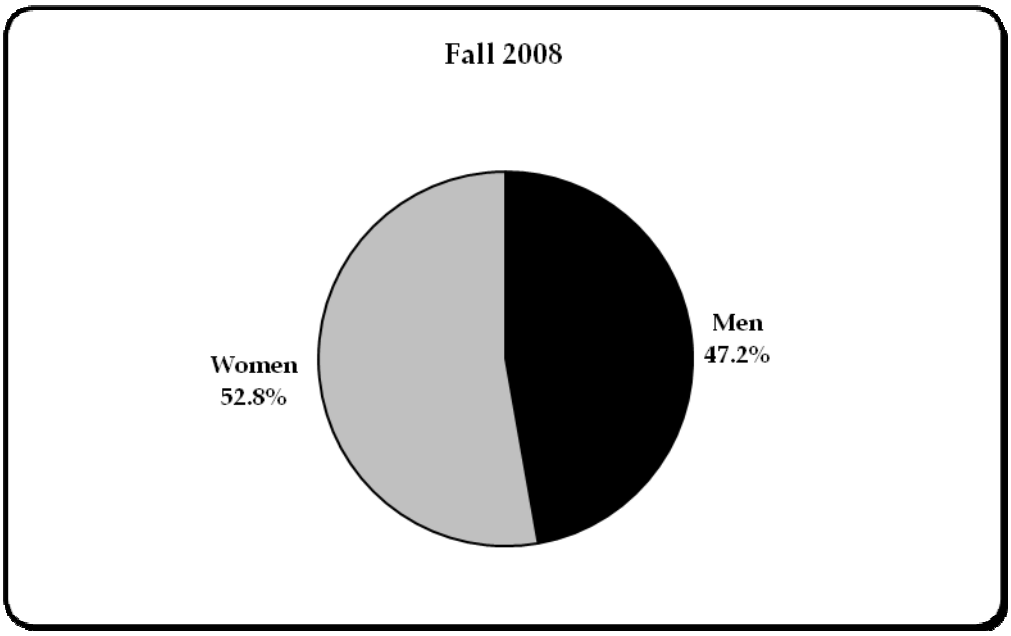

Source: CSU B40 CIRS Statistical Report

Part-Time Staff by Race/Ethnicity



Source: CSU B40 CIRS Statistical Report

Maps and Contact Information

MAPS AND CONTACT INFORMATION

CSU Stanislaus Main Campus
One University Circle
Turlock, California 95382

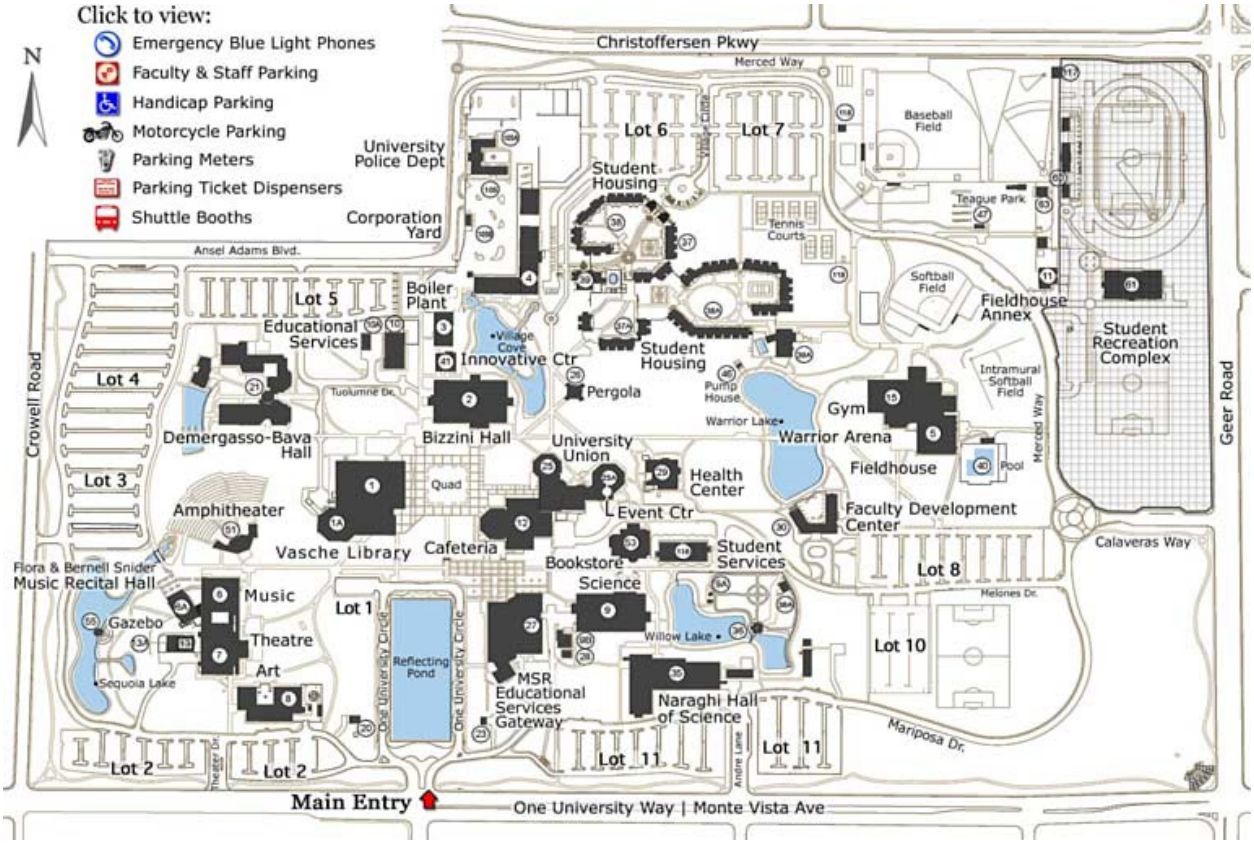

MAPS AND CONTACT INFORMATION

CSU Stanislaus-Stockton Center
612 East Magnolia
Stockton, California 95202

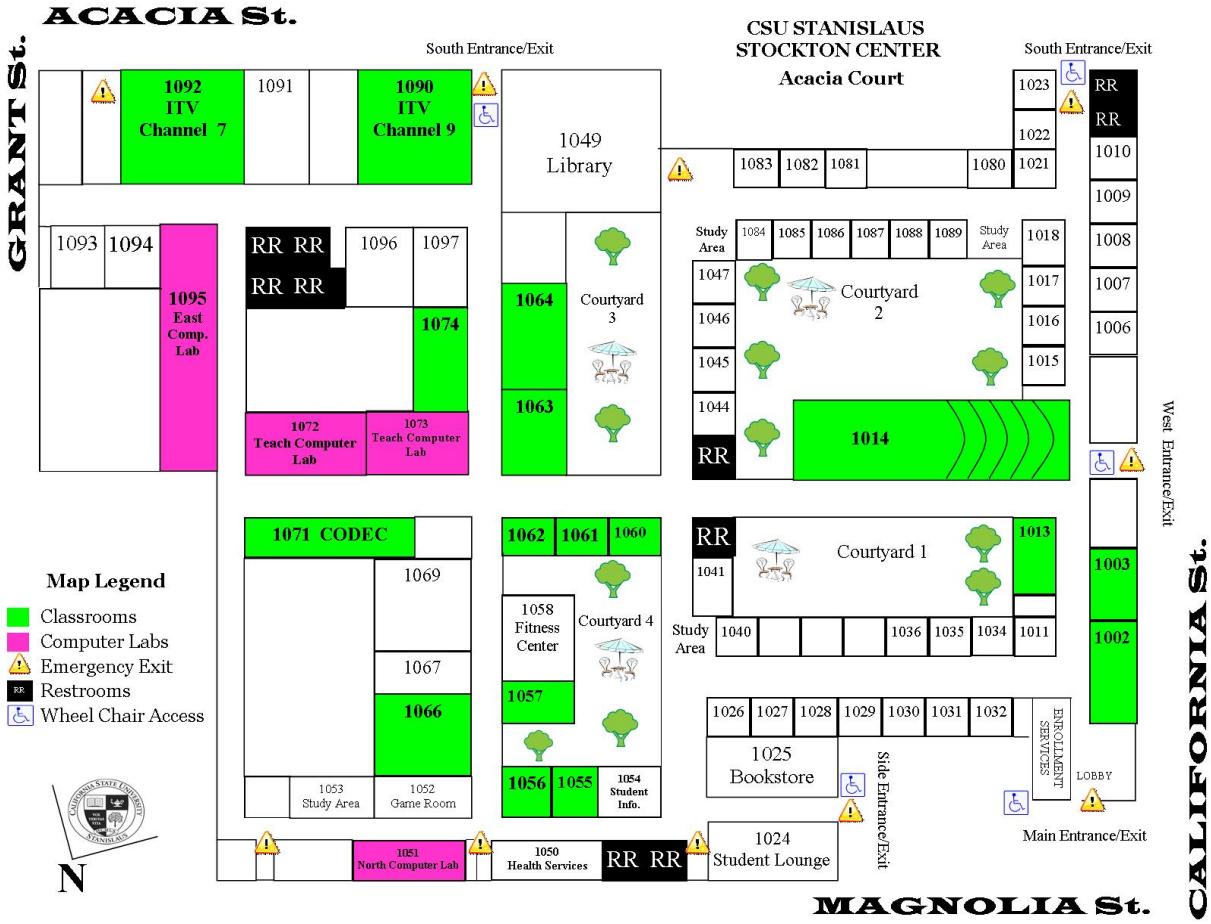

MAPS AND CONTACT INFORMATION

Contact Information

CSU Stanislaus Main Campus
One University Circle
Turlock, CA 95382
General Information: (209) 667-3122
Web site: http://www.csustan.edu/

Admissions
Main Phone: (209) 667-3264
Toll-free (in California): (800) 300-7420
Fax: (209) 667-3788
Email: Outreach_Help_Desk@csustan.edu
Web site: http://www.csustan.edu/Admissions/

Alumni Affairs
Main Phone: (209) 667-3836
Web site: http://www.csustan.edu/alumni/

Athletics
Main Phone: (209) 667-3016
Fax: (209) 667-3084
Warrior Sports Hotline: (209) 667-3174
Web site: http://www.warriorathletics.com/

University Advancement
Main Phone: (209) 667-3131
Web site: http://www.csustan.edu/UniversityAdvancement/

University Library
Main Phone: (209) 667-3234
Web site: http://www.library.csustan.edu/

Student Activities Center
Main Phone: (209) 667-3778
Website: http://www.csustan.edu/sac/

Graduate School
Main Phone: (209) 667-3129
http://www.csustan.edu/Grad/

CSU Stanislaus – Stockton Center
612 East Magnolia Street
Stockton, CA 95202
Main Phone: (209) 467-5300
Fax: (209) 467-5333
Web site: http://stockton.csustan.edu/

Financial Aid
Main Phone: (209) 667-3336
Fax: (209) 664-7064
Email: Financial_Aid@csustan.edu
Web site: http://www.csustan.edu/FinancialAid/

Student Outreach and Recruitment
Main Phone: (209) 667-3070
Fax: (209) 667-3394
Email: Outreach_Help_Desk@csustan.edu
Web site: http://www.csustan.edu/Admissions/

Advising Resource Center
Main Phone: (209) 667-3304
Fax: (209) 664-7032
Web site: http://www.csustan.edu/arc/

Campus Tours
Main Phone: (209) 667-3811
Toll-free (in California): (800) 300-7420
Fax: (209) 667-3394
Email: CampusTours@csustan.edu
Web site: http://www.csustan.edu/Admissions/

Communications & Public Affairs
Main Phone: (209) 667-3798
http://www.csustan.edu/Communications/

Institutional Research
Main Phone: (209) 667-3281
Fax: (209) 664-6536
Email: IR@csustan.edu
Web site: http://www.csustan.edu/IR/