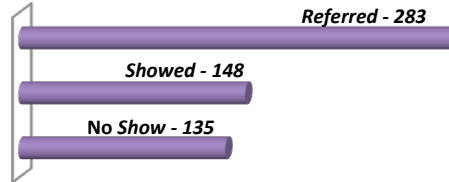


**Wellness WORKs! Annual Statistics,
Retention and Demographics
July 2007 - June 2008**

Wellness WORKs!/Supervised Job Search

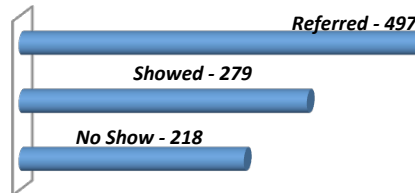
Referrals	283	
Grads	48	17%
4 Days or Less	87	31%
Attended Monday Only	13	5%
No Shows	135	48%



52% show rate of referred,
48% completed 4/5 days.

One-Week Program

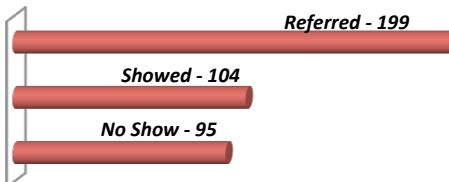
Referrals	497	
Grads	86	17%
4 Days or Less	173	35%
Attended Monday Only	20	4%
No Shows	218	44%



56% show rate of referred,
57% completed 4/5 days.

One Day Program #1 - First Impressions & Job Retention


Referrals	199	
Completed	90	45%
1/2 Day	14	7%
No Shows	95	48%



52% show rate of referred.

One -Day Program #2 - Money Management & Overcoming Obstacles

Referrals	178	
Completed	87	49%
1/2 Day	3	2%
No Shows	88	49%




51% show rate of referred.

**Wellness WORKs! Annual Statistics,
Retention and Demographics
July 2007 - June 2008**

One-Day Program #3 - Conflict in the Workplace

Referrals	119	
Completed	46	39%
1/2 Day	3	3%
No Shows	70	59%

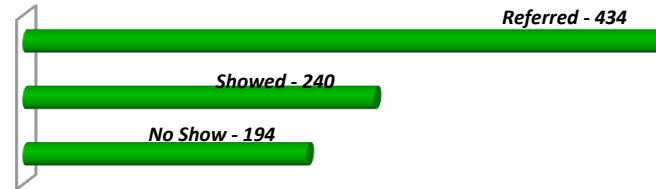


41% show rate of referred.

**Wellness WORKs! Annual Statistics,
Retention and Demographics
July 2007 - June 2008**

Three Week Program

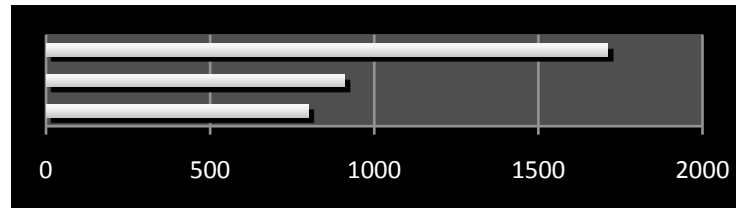
Referrals	434	
15 Days	13	3%
14 Days	25	6%
13 Days	24	6%
12 Days	25	6%
11 Days	18	4%
10 Days	25	6%
9 Days	13	3%
8 Days	13	3%
7 Days	6	1%
6 Days	3	1%
5 Days or Less	54	12%
One Day Only	21	5%
No Shows	194	45%



55% show rate of referred. 91% who showed completed the 1st week. 69% completed two weeks and 44% completed three weeks of the program.

ALL PROGRAMS 2007/2008

Total referrals	1710	
Total Showed	910	53%
Total No Show	800	47%



910 showed for programs for 2007/2008 - of those who showed 138 attended more than one program.

